



Adams County, WI

North Central Wisconsin Regional Planning Commission



210 McClellan Street, Suite 210
Wausau, Wisconsin 54403

Contents

Economy Overview	1
Historic & Projected Trends	4
Population Characteristics	8
Industry Characteristics	10
Business Characteristics	17
Workforce Characteristics	19
Educational Pipeline	26

Economy Overview

19,961

Population (2017)

Population **decreased by 579** over the last 5 years and is projected to **decrease by 341** over the next 5 years.

6,072

Jobs (2017)

Jobs **grew by 130** over the last 5 years and are projected to **grow by 343** over the next 5 years.

\$43.6K

Median Household Income (2016)

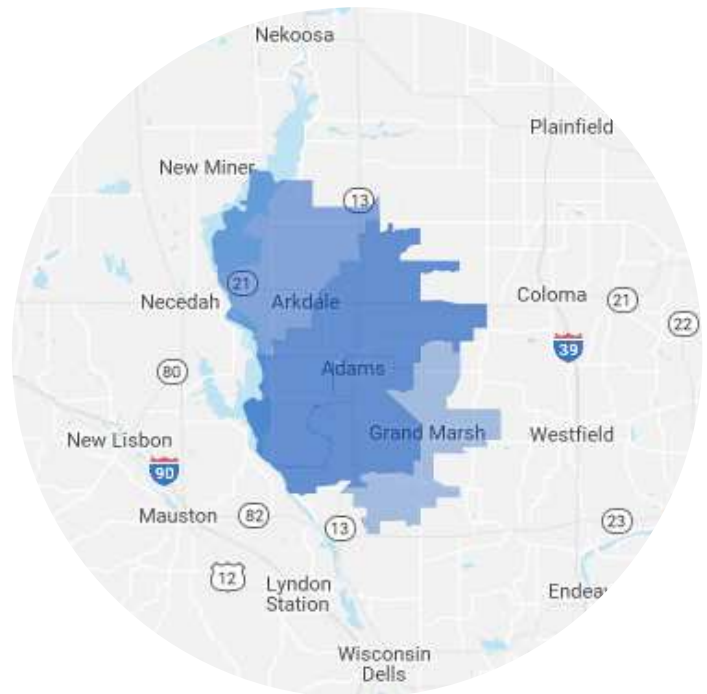
Median household income is **\$11.8K below** the national median household income of \$55.3K.

As of 2017 the region's population **declined by 2.8%** since 2012, falling by 579. Population is expected to **decrease by 1.7%** between 2017 and 2022, losing 341.

From 2012 to 2017, jobs **increased by 2.2%** in Adams County, WI from 5,943 to **6,072**. This change **fell short of the national growth rate of 7.9% by 5.7%**. As the number of jobs increased, the **labor force participation rate decreased from 49.0% to 46.9% between 2012 and 2017**.

Concerning educational attainment, **7.9% of Adams County, WI residents possess a Bachelor's Degree** (10.5% below the national average), and **7.8% hold an Associate's Degree** (0.1% below the national average).

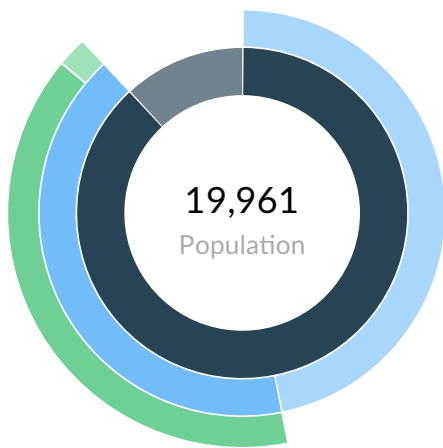
The top three industries in 2017 are Crop Production, Traveler Accommodation, and Education and Hospitals (Local Government).



Economy Overview - Cont.

Economy Overview - Cont.

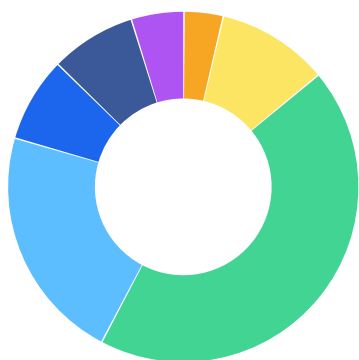
2017 Labor Force Breakdown



	Population
Total Working Age Population	17,573
Not in Labor Force (15+)	9,339
Labor Force	8,234
Employed	7,817
Unemployed	417
Under 15	2,389

Educational Attainment

Concerning educational attainment, **7.9% of Adams County, WI residents possess a Bachelor's Degree** (10.5% below the national average), and **7.8% hold an Associate's Degree** (0.1% below the national average).

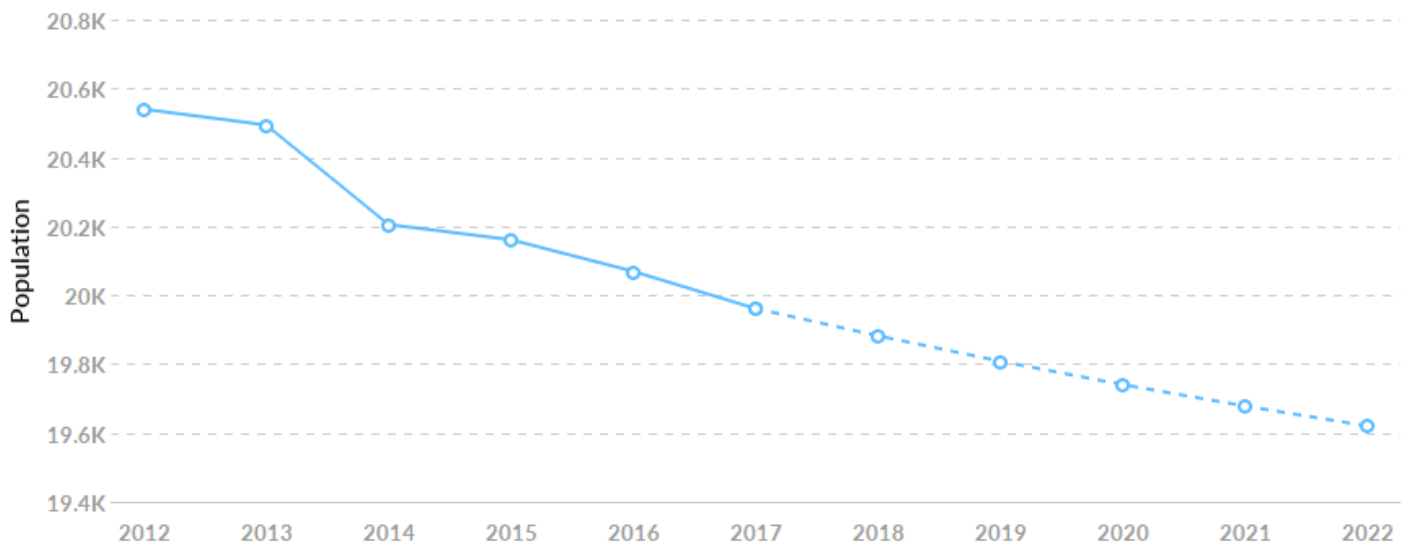


	% of Population	Population
Less Than 9th Grade	3.6%	573
9th Grade to 12th Grade	10.3%	1,642
High School Diploma	43.7%	6,952
Some College	21.8%	3,467
Associate's Degree	7.8%	1,245
Bachelor's Degree	7.9%	1,255
Graduate Degree and Higher	4.9%	773

Historic & Projected Trends

Population Trends

As of 2017 the region's population **declined by 2.8%** since 2012, falling by 579. Population is expected to **decrease by 1.7%** between 2017 and 2022, losing 341.

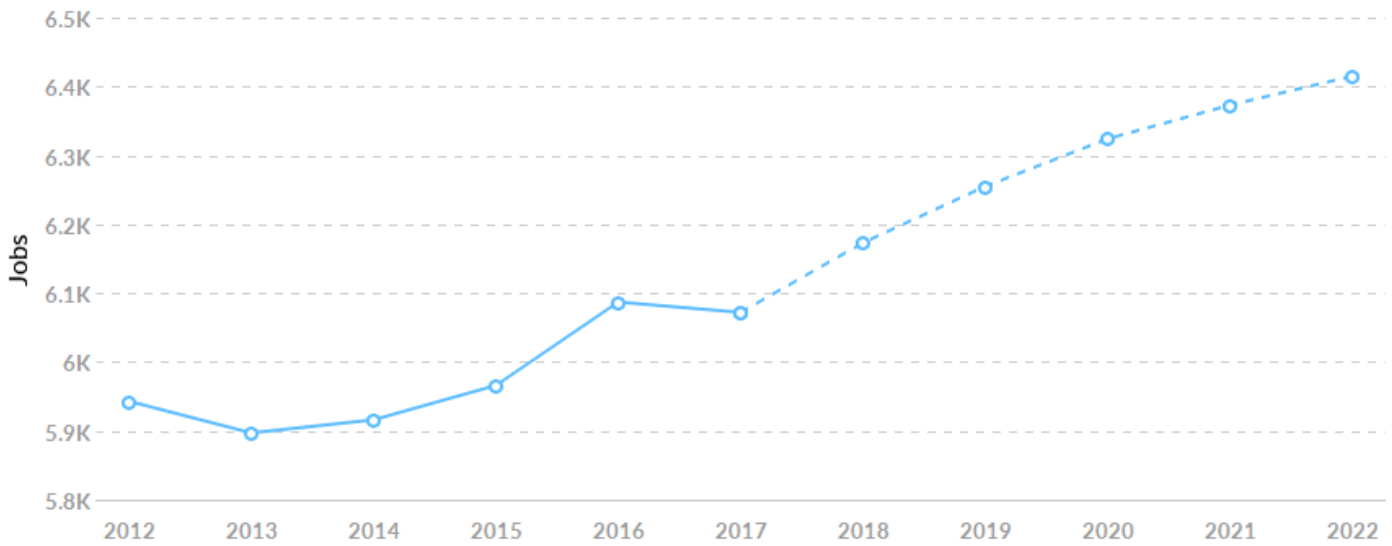


Timeframe	Population
2012	20,540
2013	20,494
2014	20,205
2015	20,161
2016	20,069
2017	19,961
2018	19,882
2019	19,808
2020	19,740
2021	19,678
2022	19,620

Historic & Projected Trends - Cont.

Job Trends

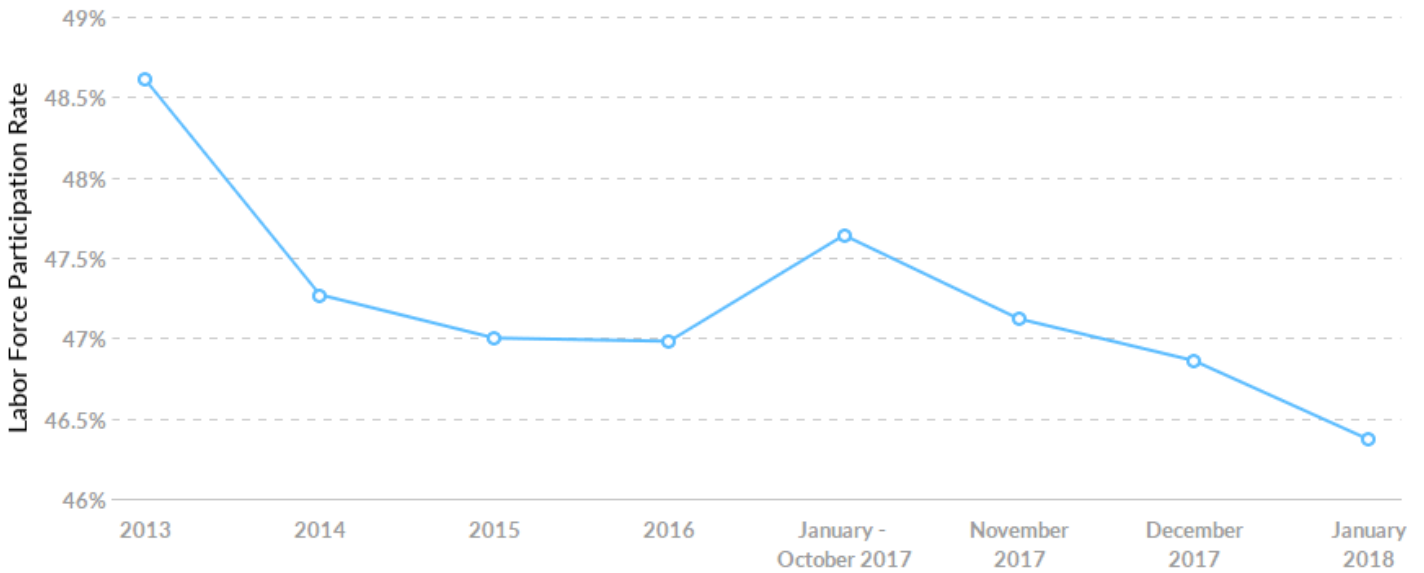
From 2012 to 2017, jobs increased by 2.2% in Adams County, WI from 5,943 to 6,072. This change fell short of the national growth rate of 7.9% by 5.7%.



Timeframe	Jobs
2012	5,943
2013	5,897
2014	5,916
2015	5,966
2016	6,087
2017	6,072
2018	6,173
2019	6,255
2020	6,324
2021	6,373
2022	6,415

Historic & Projected Trends - Cont.

Labor Force Participation Rate Trends

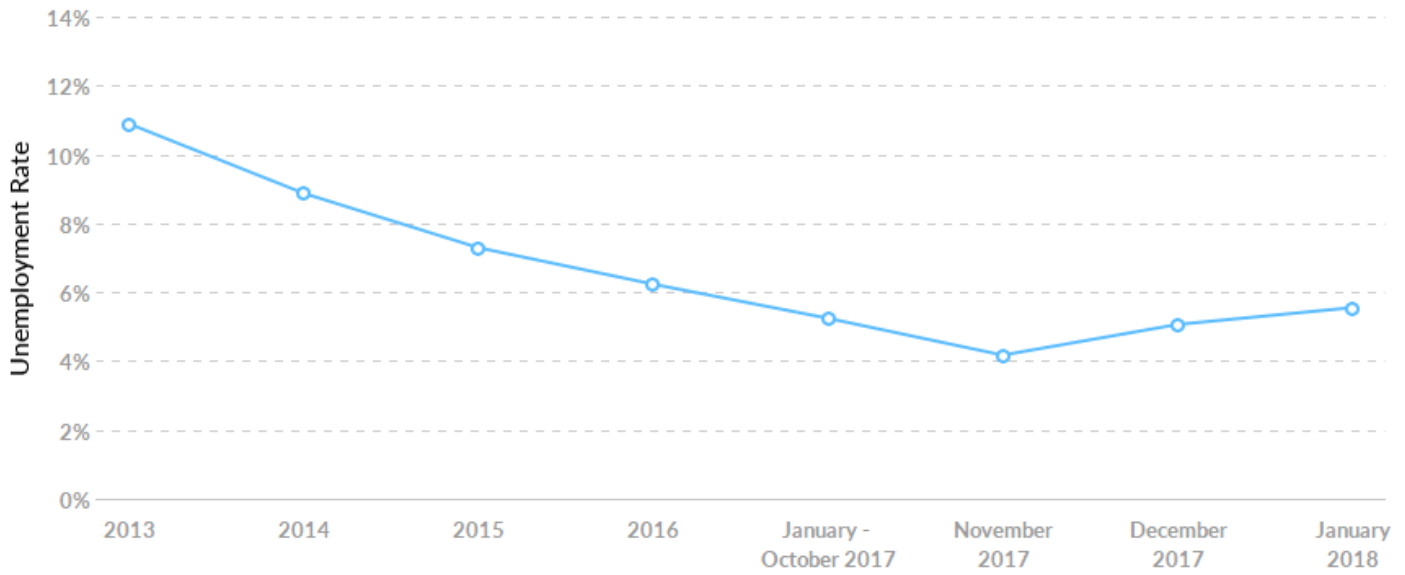


Timeframe	Labor Force Participation Rate
2013	48.61%
2014	47.27%
2015	47.00%
2016	46.98%
January - October 2017	47.64%
November 2017	47.12%
December 2017	46.86%
January 2018	46.37%

Historic & Projected Trends - Cont.

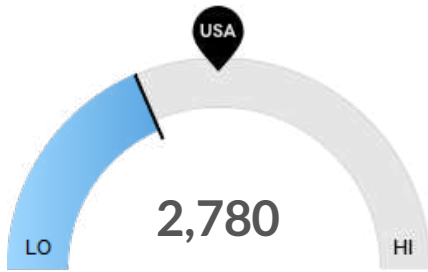
Unemployment Rate Trends

Adams County, WI had a January 2018 unemployment rate of 5.55%, **decreasing from 10.89%** 5 years before.



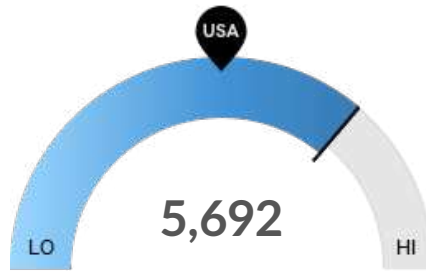
Timeframe	Unemployment Rate
2013	10.89%
2014	8.87%
2015	7.29%
2016	6.23%
January - October 2017	5.24%
November 2017	4.17%
December 2017	5.06%
January 2018	5.55%

Population Characteristics



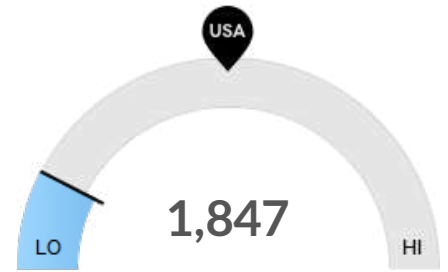
Millennials

Adams County, WI has 2,780 millennials (ages 20-34). The national average for an area this size is 4,165.



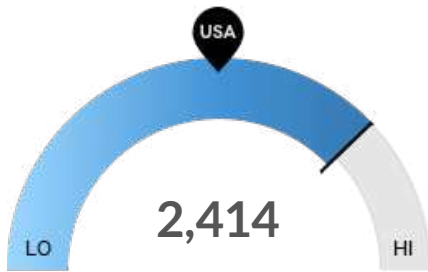
Retiring Soon

Retirement risk is high in Adams County, WI. The national average for an area this size is 3,058 people 65 or older, while there are 5,692 here.



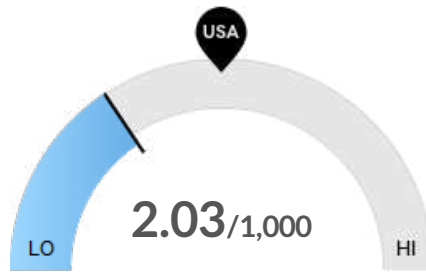
Racial Diversity

Racial diversity is low in Adams County, WI. The national average for an area this size is 7,773 racially diverse people, while there are 1,847 here.



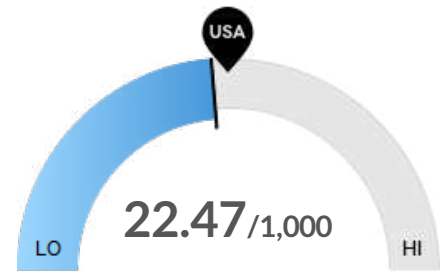
Veterans

Adams County, WI has 2,414 veterans. The national average for an area this size is 1,183.



Violent Crime

Adams County, WI has 2.03 violent crimes per 1,000 people. The national rate is 3.75 per 1,000 people.



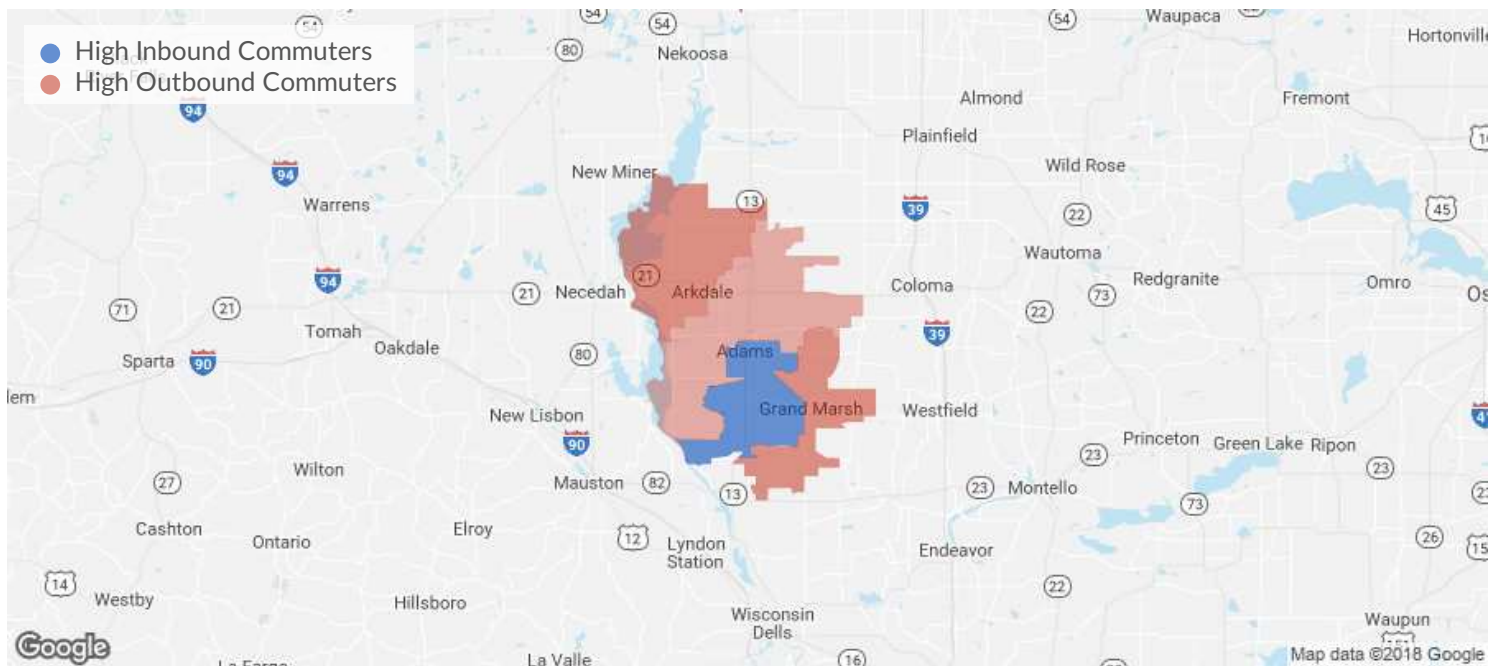
Property Crime

Adams County, WI has 22.47 property crimes per 1,000 people. The national rate is 24.22 per 1,000 people.

Population Characteristics - Cont.

Place of Work vs Place of Residence

Understanding where talent in Adams County, WI currently works compared to where talent lives can help you optimize site decisions.



Where Talent Works

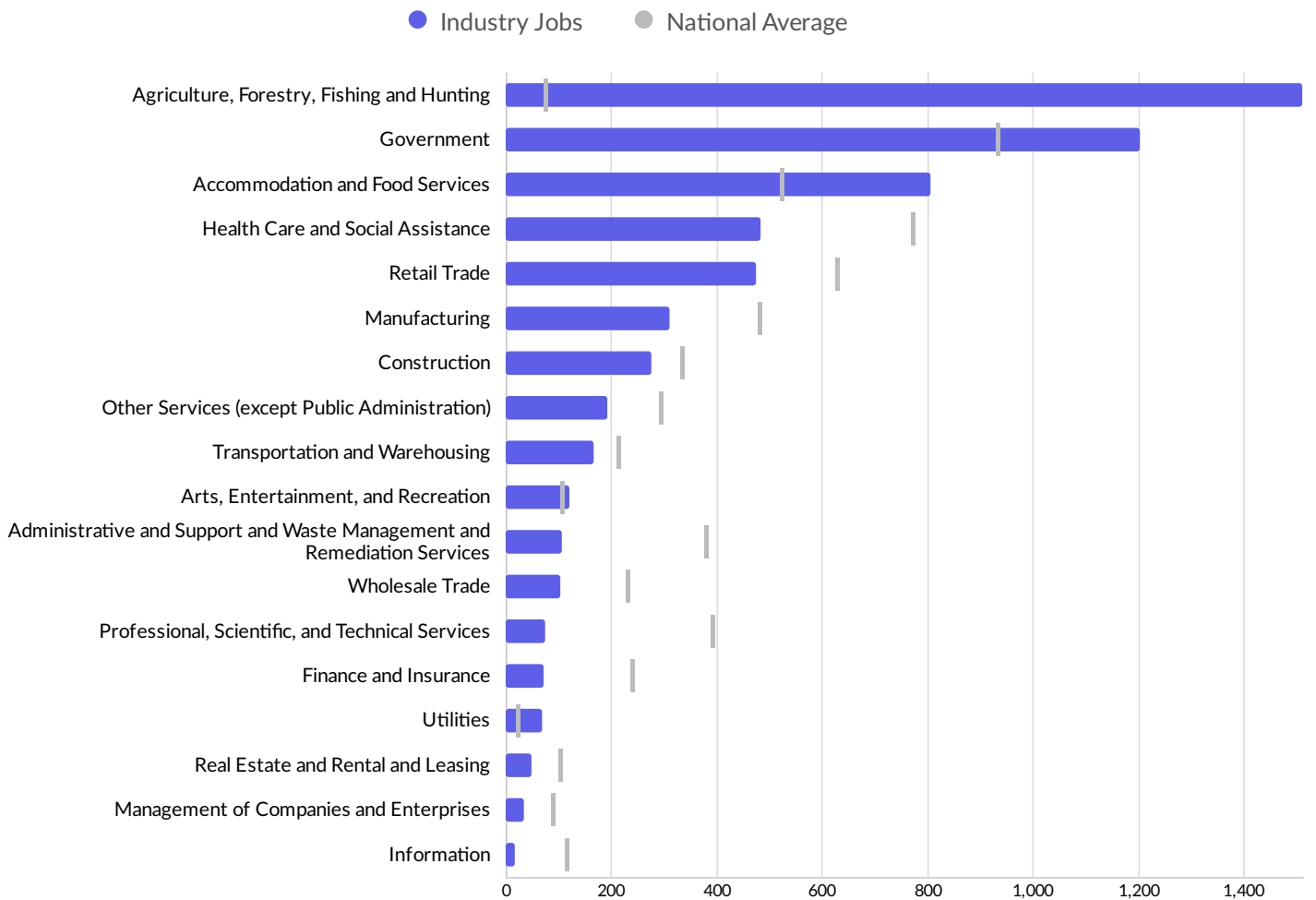
ZIP	Name	2017 Employment
53910	Adams, WI (in Adams c...	2,976
53934	Friendship, WI (in Ada...	1,914
54613	Arkdale, WI (in Adams ...	900
53936	Grand Marsh, WI (in A...	283

Where Talent Lives

ZIP	Name	2017 Workers
53910	Adams, WI (in Adams c...	2,247
53934	Friendship, WI (in Ada...	2,132
54613	Arkdale, WI (in Adams ...	1,360
53936	Grand Marsh, WI (in A...	735

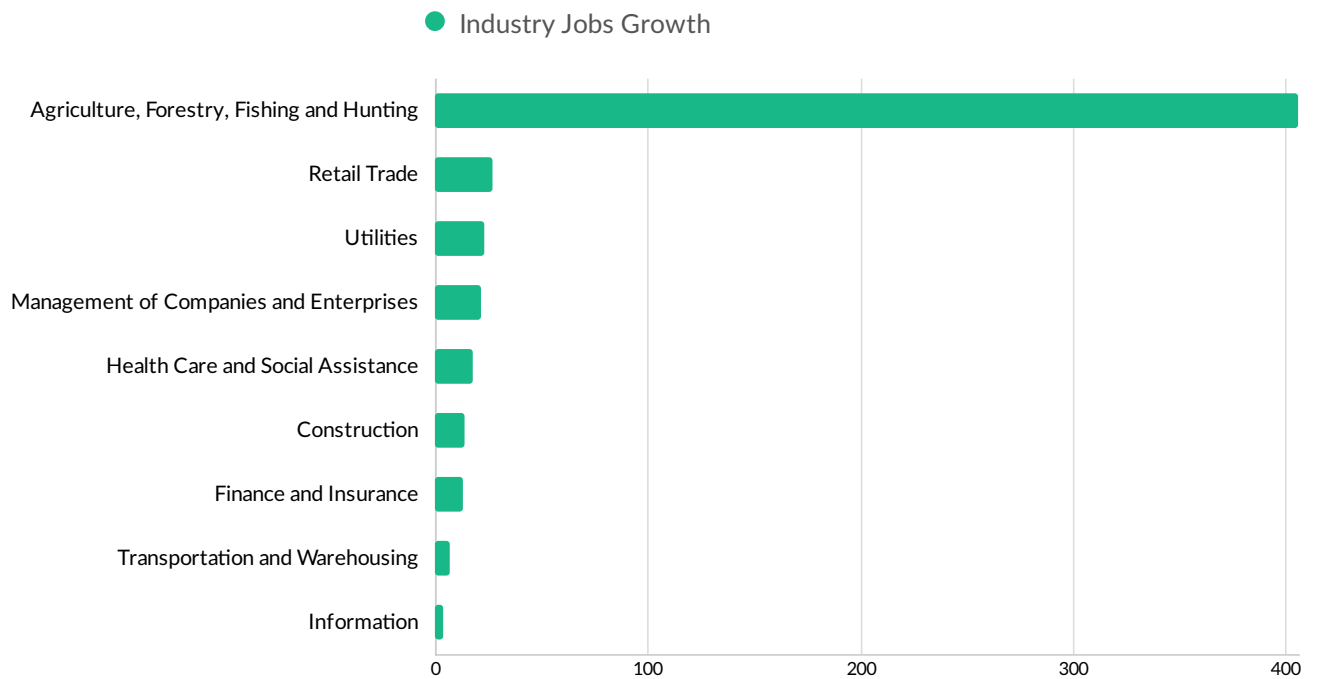
Industry Characteristics

Largest Industries



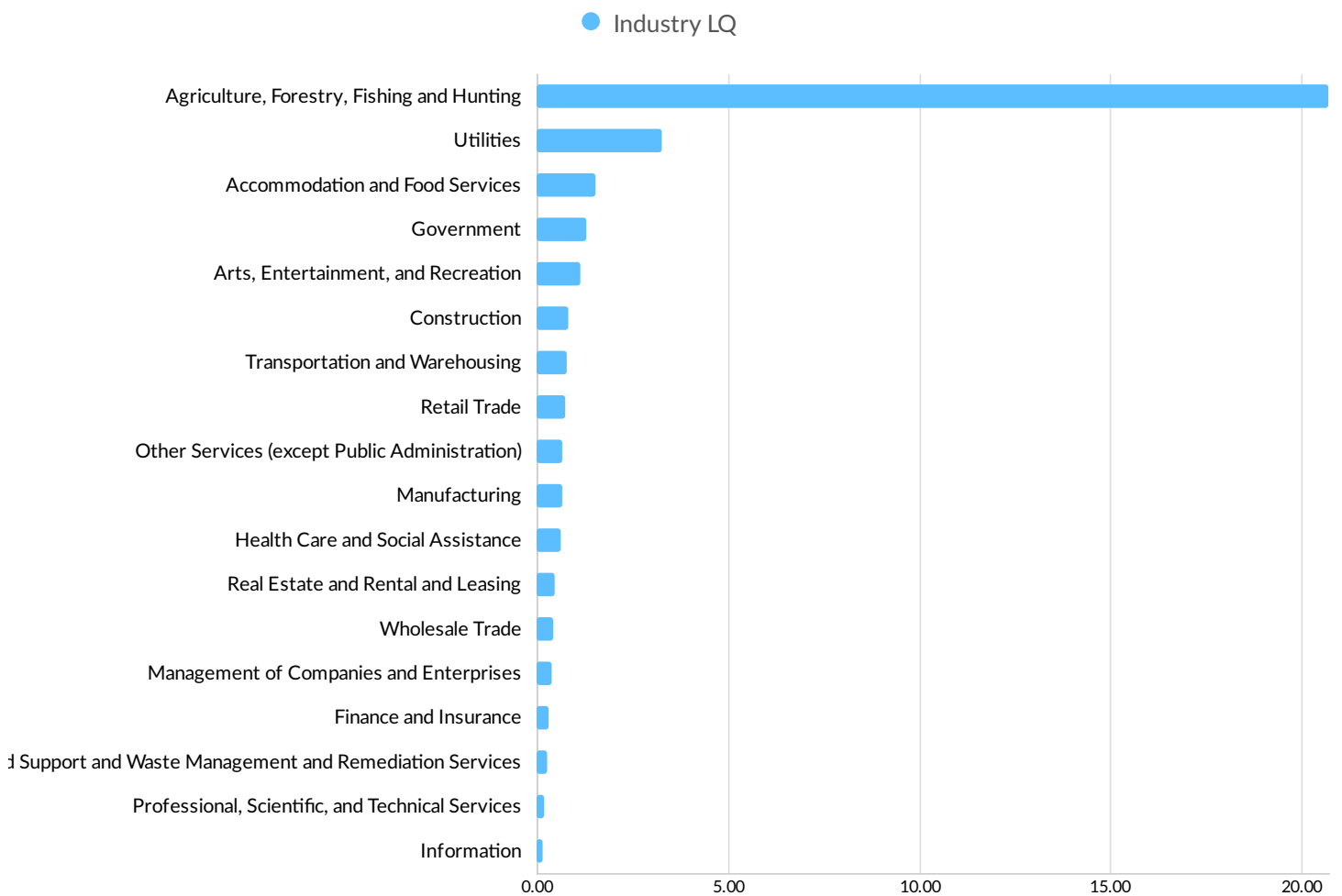
Industry Characteristics - Cont.

Top Growing Industries



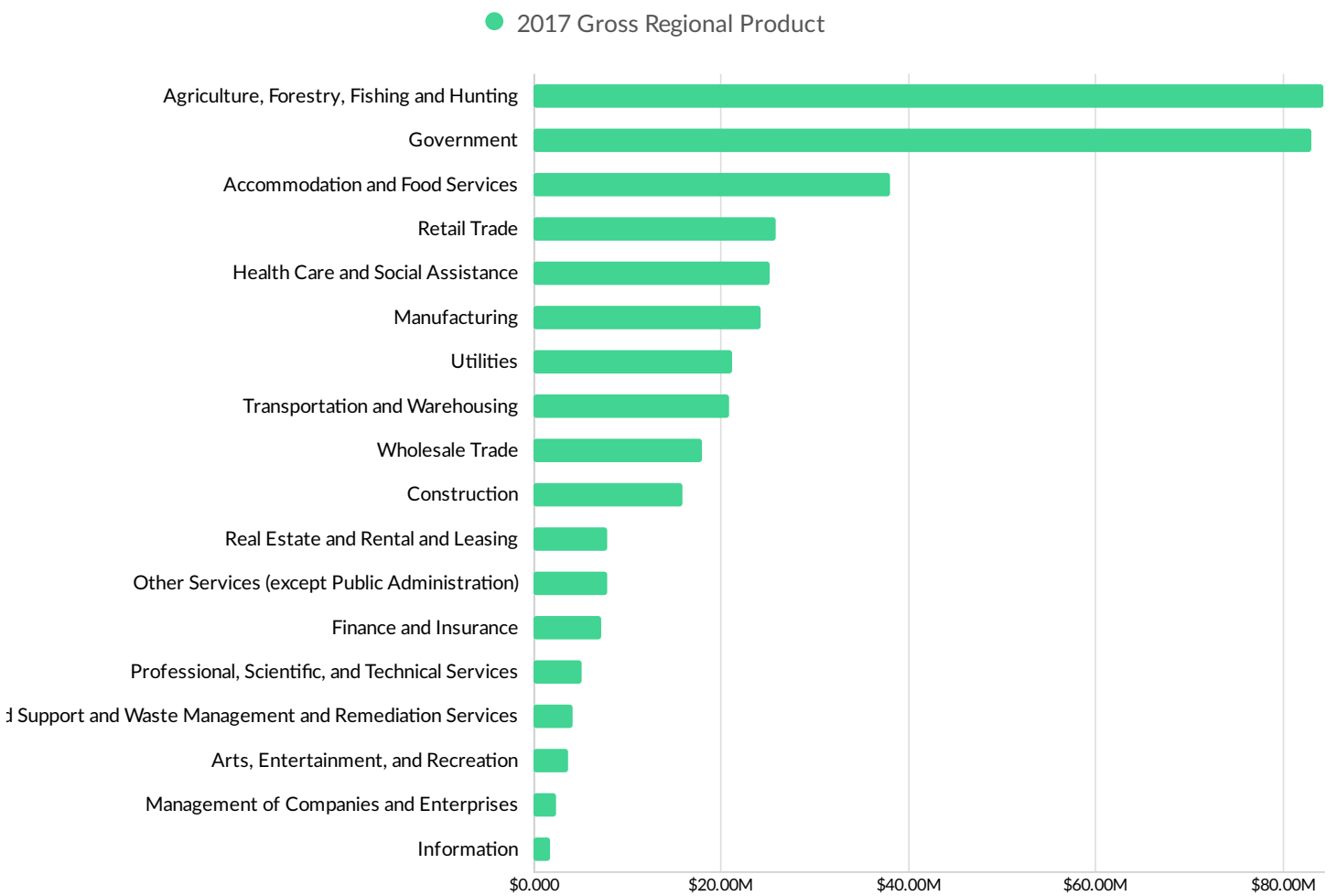
Industry Characteristics - Cont.

Top Industry LQ



Industry Characteristics - Cont.

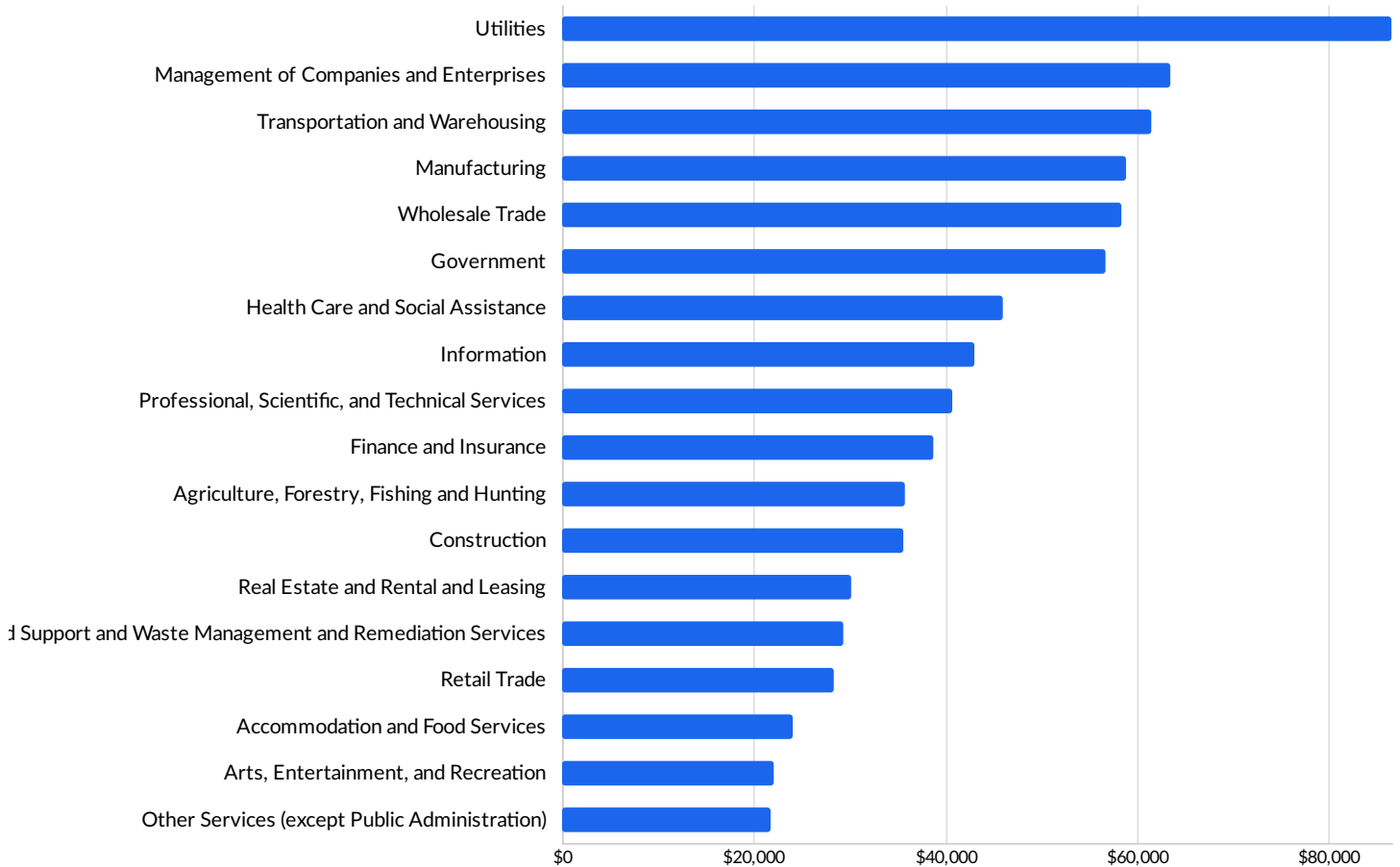
Top Industry GRP



Industry Characteristics - Cont.

Top Industry Earnings

● 2017 Earnings Per Worker



Industry Characteristics - Cont.

Industry	2012 Jobs	2017 Jobs	Change in Jobs	% Change in Jobs	2017 LQ	2017 Earnings Per Worker	2017 GRP
Agriculture, Forestry, Fishing and Hunting	1,105	1,511	406	+37%	20.70	\$35,687	\$84.42M
Government	1,264	1,203	-61	-5%	1.29	\$56,724	\$83.17M
Accommodation and Food Services	941	806	-135	-14%	1.55	\$24,089	\$38.19M
Health Care and Social Assistance	465	483	18	+4%	0.63	\$45,927	\$25.21M
Retail Trade	447	474	27	+6%	0.76	\$28,380	\$25.92M
Manufacturing	332	311	-21	-6%	0.65	\$58,872	\$24.27M
Construction	262	276	14	+5%	0.83	\$35,619	\$15.86M
Other Services (except Public Administration)	238	194	-44	-18%	0.67	\$21,780	\$7.92M
Transportation and Warehousing	161	168	7	+4%	0.80	\$61,553	\$20.86M
Arts, Entertainment, and Recreation	230	120	-110	-48%	1.15	\$22,016	\$3.64M
Administrative and Support and Waste Management and Remediation Services	121	106	-15	-12%	0.28	\$29,407	\$4.23M
Wholesale Trade	111	103	-8	-7%	0.45	\$58,385	\$18.06M
Professional, Scientific, and Technical Services	84	74	-10	-12%	0.19	\$40,627	\$5.21M
Finance and Insurance	60	73	13	+22%	0.31	\$38,739	\$7.31M
Utilities	46	69	23	+50%	3.28	\$86,523	\$21.21M












Industry Characteristics - Cont.

Industry	2012 Jobs	2017 Jobs	Change in Jobs	% Change in Jobs	2017 LQ	2017 Earnings Per Worker	2017 GRP
Real Estate and Rental and Leasing	51	49	-2	-4%	0.48	\$30,153	\$7.95M
Management of Companies and Enterprises	12	34	22	+183%	0.40	\$63,374	\$2.39M
Information	12	16	4	+33%	0.15	\$43,063	\$1.83M

Business Characteristics

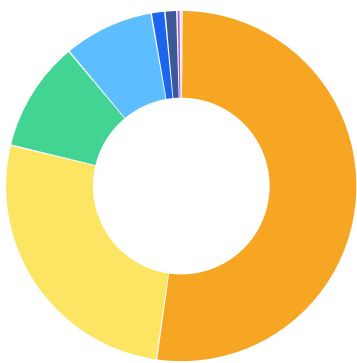
79 Companies Employ Your Workers

Online profiles for your workers mention 79 companies as employers, with the top 10 appearing below. In the last 12 months, 181 companies in Adams County, WI posted job postings, with the top 10 appearing below.

Top Companies	Profiles	Top Companies Posting	Unique Postings
Allied Cooperative	3 	Shopko Stores Operating Co., L...	191 
Adams-Friendship School Distr...	2 	C.R. England, Inc.	180 
Amazon.com, Inc.	2 	Kwik Trip, Inc.	151 
Chula Vista R14	2 	Platinum Supplemental Insuran...	139 
Renaissance Learning, Inc.	2 	Averitt Express, Inc.	131 
A1 Lawn Sprinklers	1 	Ashley Furniture Industries, Inc.	109 
Adams County Health District	1 	Dart Transit Co Inc	96 
Adams County Sheriff's Office	1 	Decker Truck Line, Inc.	96 
Ambers Resort & Conference C...	1 	Dollar General Corporation	95 
Anderson & Shapiro Eye Surge...	1 	Wel Companies, Inc.	90 

Business Characteristics - Cont.

Business Size

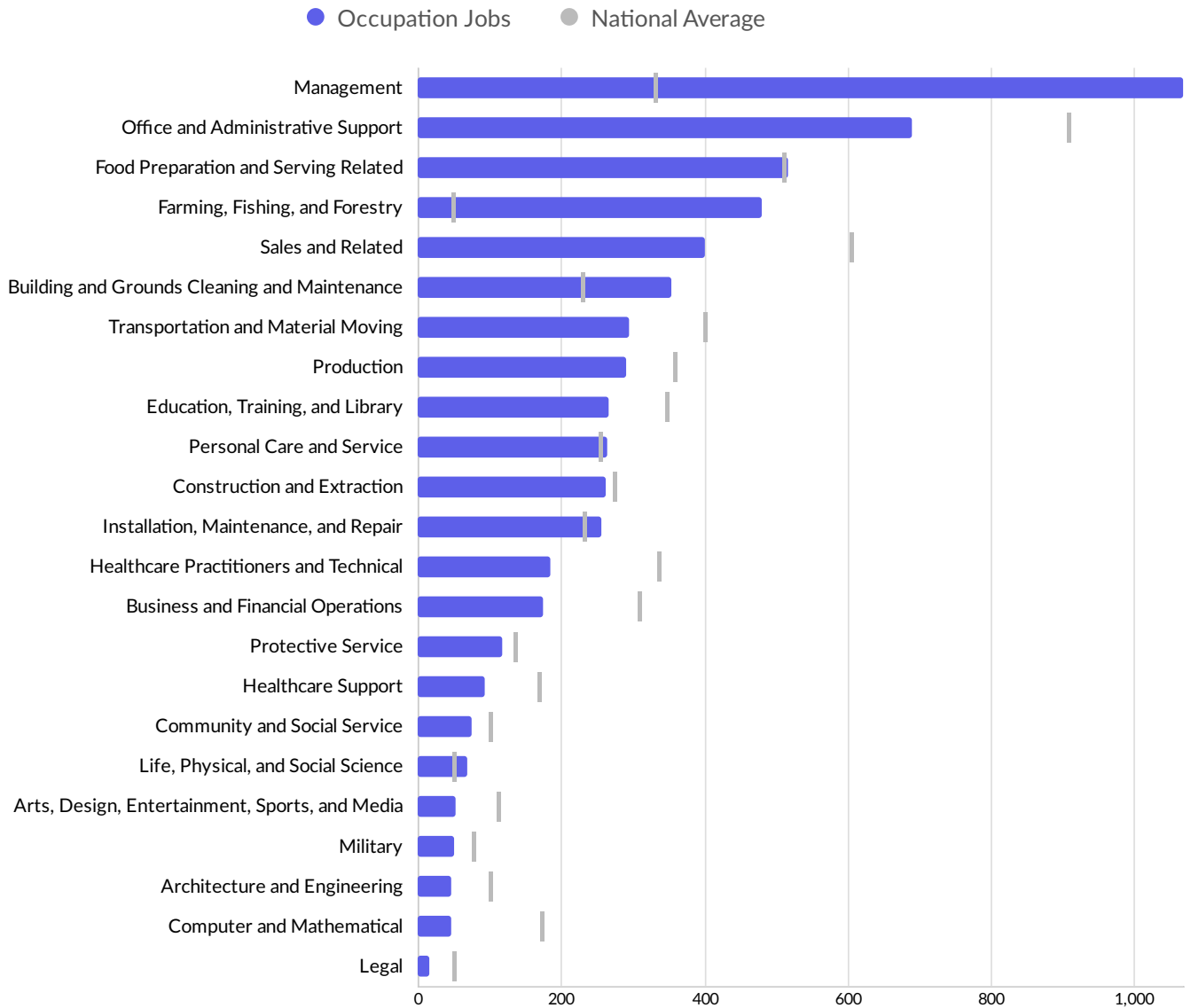


	Percentage	Business Count
1 to 4 employees	52.2%	333
5 to 9 employees	26.5%	169
10 to 19 employees	10.2%	65
20 to 49 employees	8.3%	53
50 to 99 employees	1.3%	8
100 to 249 employees	1.1%	7
250 to 499 employees	0.3%	2
500+ employees	0.2%	1

**Business Data by DatabaseUSA.com is third-party data provided by Emsi to its customers as a convenience, and Emsi does not endorse or warrant its accuracy or consistency with other published Emsi data. In most cases, the Business Count will not match total companies with profiles on the summary tab.*

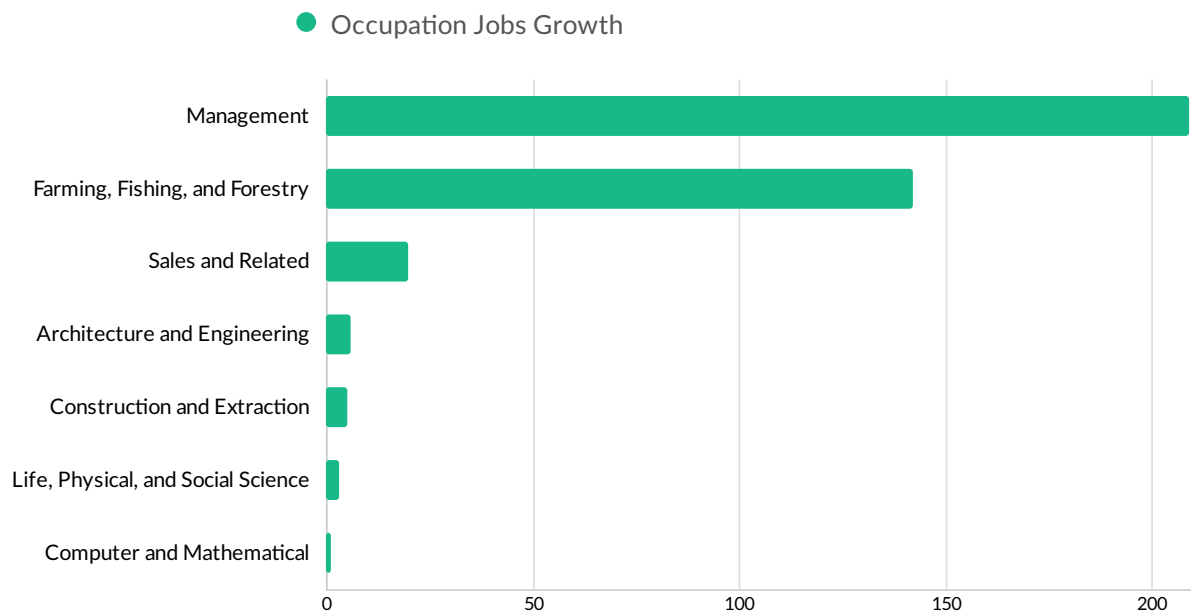
Workforce Characteristics

Largest Occupations



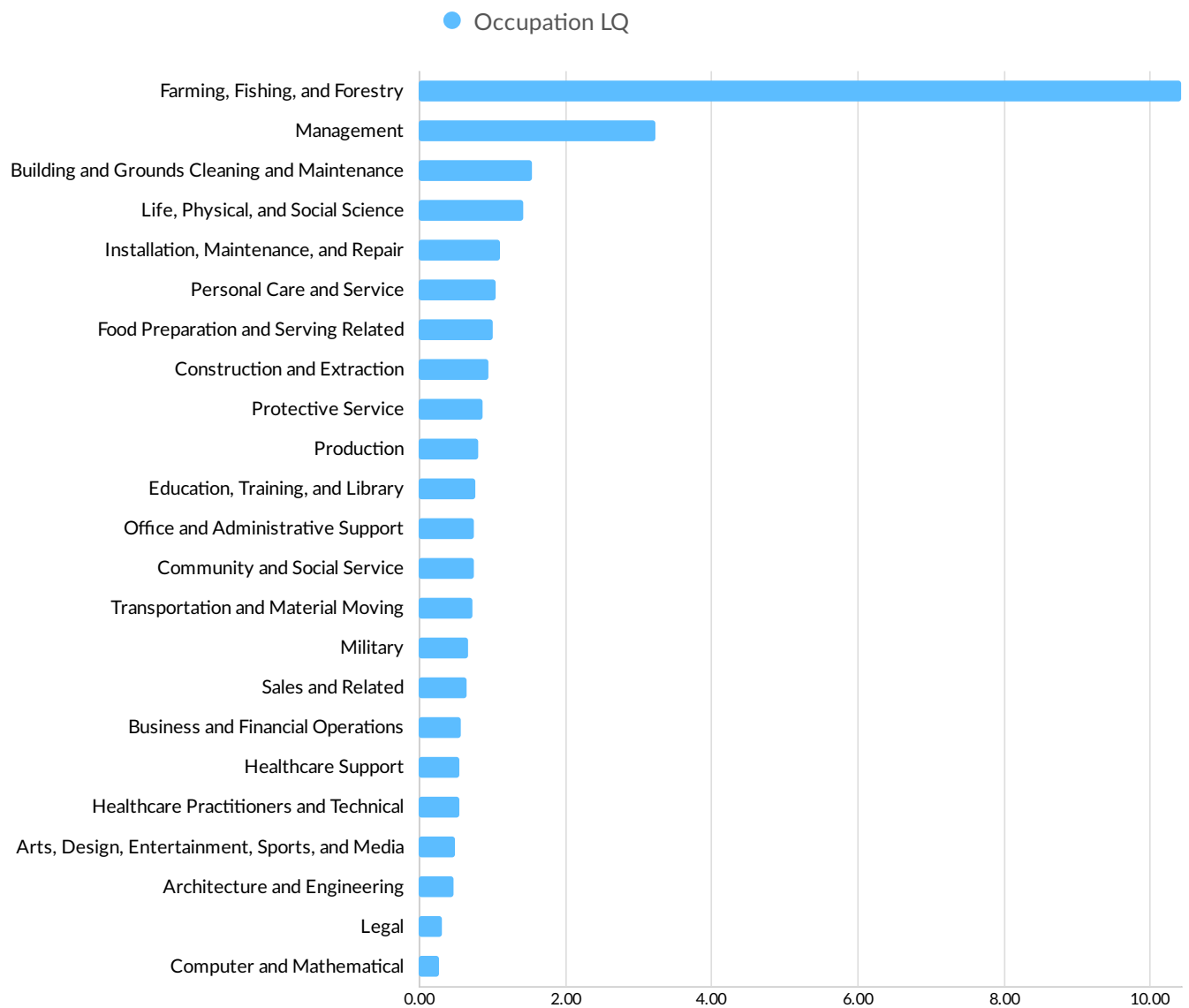
Workforce Characteristics - Cont.

Top Growing Occupations



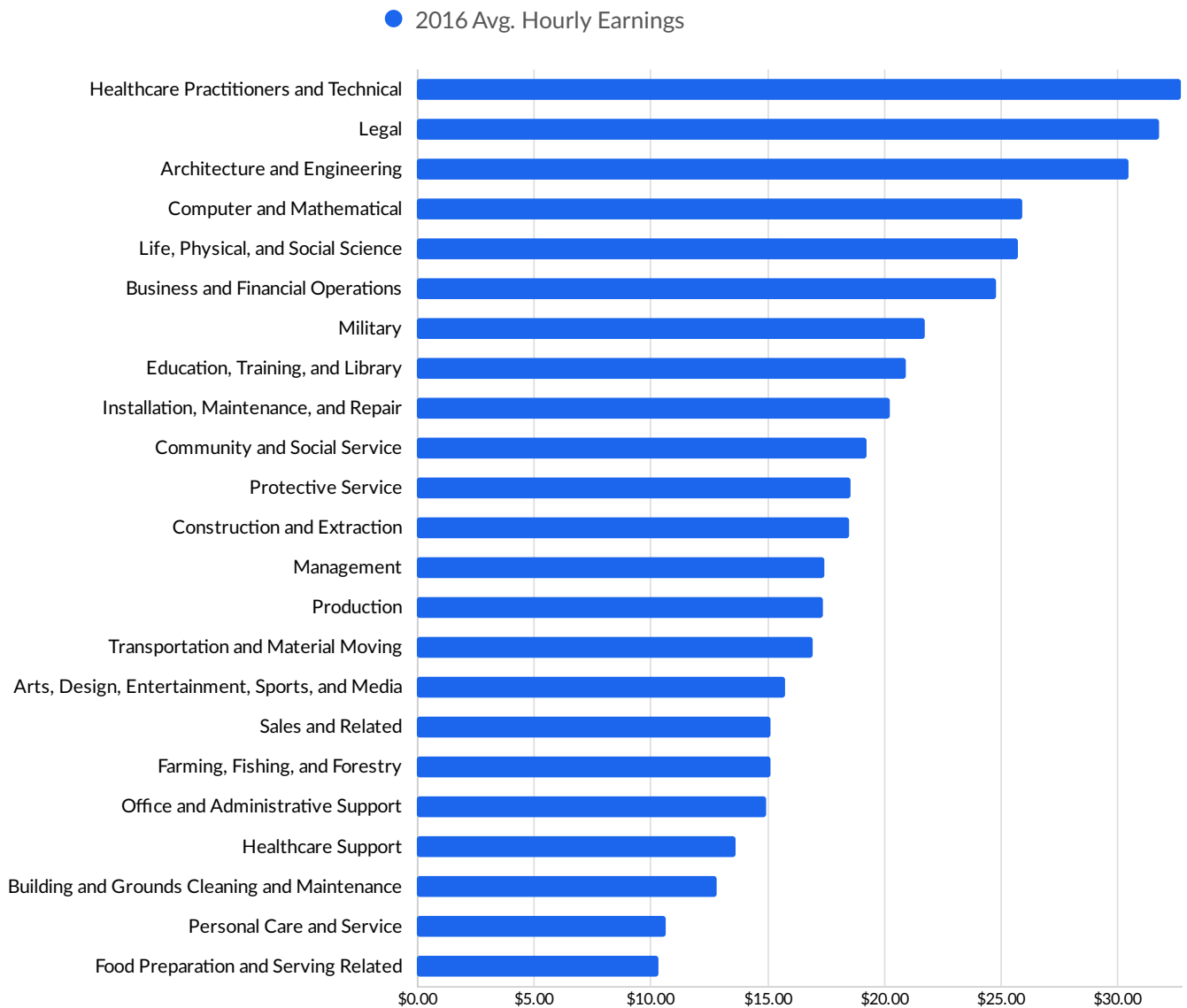
Workforce Characteristics - Cont.

Top Occupation LQ



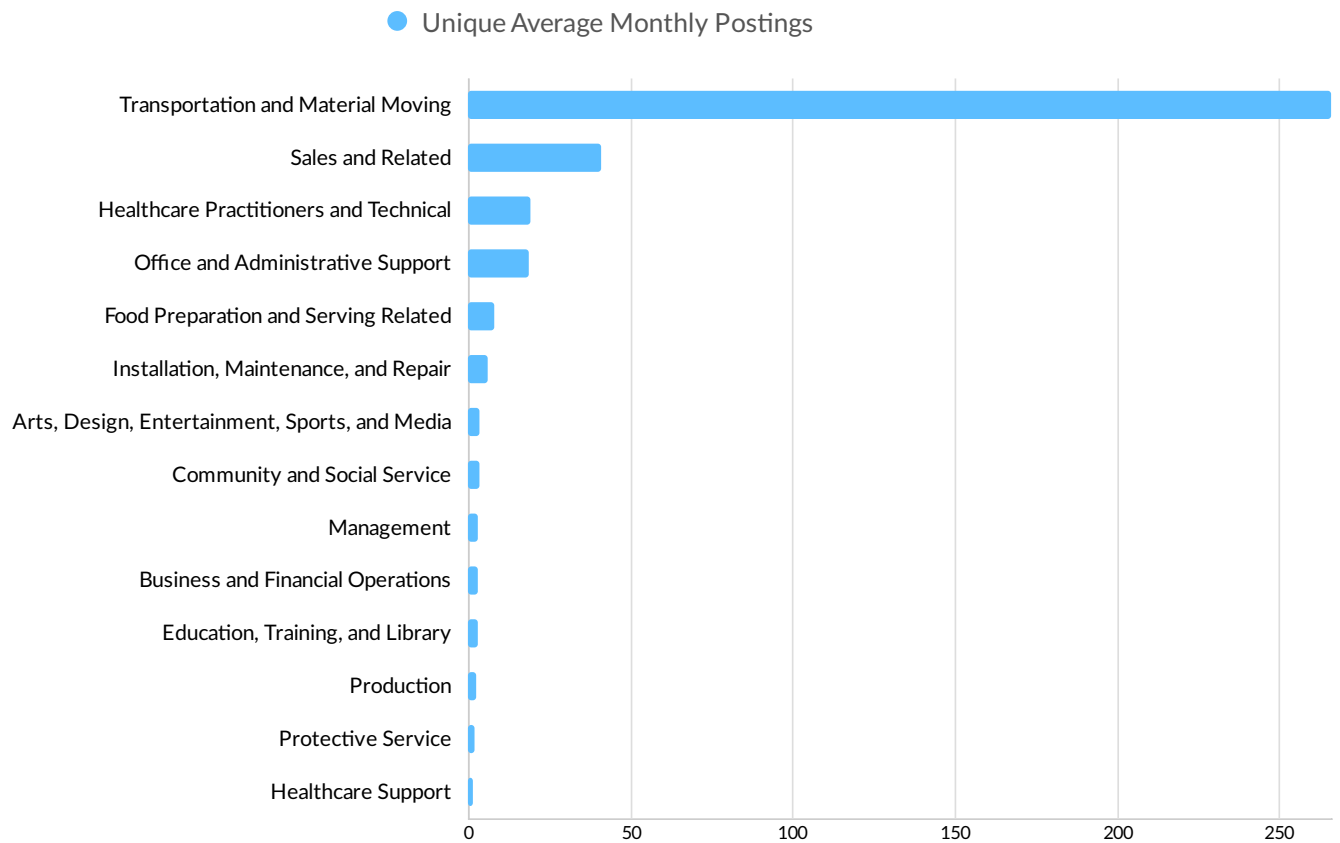
Workforce Characteristics - Cont.

Top Occupation Earnings



Workforce Characteristics - Cont.

Top Posted Occupations



Workforce Characteristics - Cont.

Occupation	2012 Jobs	2017 Jobs	Change in Jobs	% Change in Jobs	2017 LQ	2016 Avg. Hourly Earnings	Mar 2017 - Feb 2018 Unique Average Monthly Postings
Management	859	1,068	209	+24%	3.24	\$17.48	3
Office and Administrative Support	732	690	-42	-6%	0.76	\$14.96	19
Food Preparation and Serving Related	566	517	-49	-9%	1.01	\$10.33	8
Farming, Fishing, and Forestry	339	481	142	+42%	10.43	\$15.13	0
Sales and Related	380	400	20	+5%	0.66	\$15.18	41
Building and Grounds Cleaning and Maintenance	418	353	-65	-16%	1.56	\$12.82	1
Transportation and Material Moving	301	296	-5	-2%	0.74	\$16.96	266
Production	298	291	-7	-2%	0.81	\$17.39	3
Education, Training, and Library	312	267	-45	-14%	0.78	\$20.93	3
Personal Care and Service	267	265	-2	-1%	1.05	\$10.67	1
Construction and Extraction	257	262	5	+2%	0.96	\$18.50	1
Installation, Maintenance, and Repair	259	256	-3	-1%	1.11	\$20.24	6
Healthcare Practitioners and Technical	186	185	-1	-1%	0.55	\$32.74	19
Business and Financial Operations	174	174	0	0%	0.57	\$24.80	3
Protective Service	129	119	-10	-8%	0.88	\$18.58	2

Workforce Characteristics - Cont.

Occupation	2012 Jobs	2017 Jobs	Change in Jobs	% Change in Jobs	2017 LQ	2016 Avg. Hourly Earnings	Mar 2017 - Feb 2018 Unique Average Monthly Postings
Healthcare Support	103	93	-10	-10%	0.55	\$13.65	2
Community and Social Service	80	74	-6	-8%	0.75	\$19.25	3
Life, Physical, and Social Science	66	69	3	+5%	1.43	\$25.73	1
Arts, Design, Entertainment, Sports, and Media	57	53	-4	-7%	0.49	\$15.76	4
Military	55	51	-4	-7%	0.68	\$21.74	0
Architecture and Engineering	41	47	6	+15%	0.47	\$30.46	1
Computer and Mathematical	45	46	1	+2%	0.27	\$25.95	1
Legal	19	16	-3	-16%	0.31	\$31.80	0

Educational Pipeline

Over the last 5 years, no schools in Adams County, WI produced graduates.