



# Adams County, WI

North Central Wisconsin Regional Planning Commission



210 McClellan Street, Suite 210  
Wausau, Wisconsin 54403

# Contents

Economy Overview .....	1
Historic & Projected Trends .....	3
Population Characteristics .....	7
Industry Characteristics .....	9
Business Characteristics .....	15
Workforce Characteristics .....	17
Educational Pipeline .....	24

# Economy Overview

**19,860**

**Population (2018)**

Population **decreased by 559** over the last 5 years and is projected to **decrease by 265** over the next 5 years.

**5,894**

**Jobs (2018)**

Jobs **decreased by 5** over the last 5 years but are projected to **grow by 179** over the next 5 years.

**\$44.0K**

**Median Household Income (2017)**

Median household income is **\$13.6K below** the national median household income of \$57.7K.

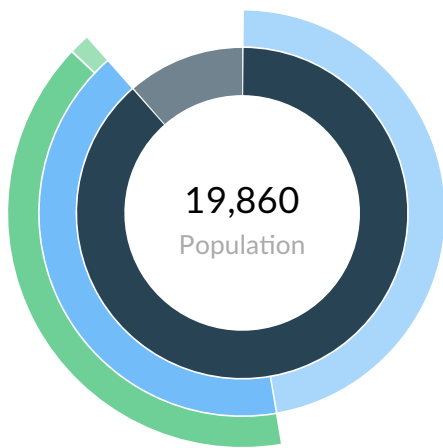
## Takeaways

- As of 2018 the region's population **declined by 2.7%** since 2013, falling by 559. Population is expected to **decrease by 1.3%** between 2018 and 2023, losing 265.
- From 2013 to 2018, jobs **declined by 0.1%** in Adams County, WI from 5,899 to **5,894**. This change **fell short of the national growth rate of 7.8% by 7.9%**. As the number of jobs declined, the **labor force participation rate decreased from 47.8% to 46.6% between 2013 and 2018**.
- Concerning educational attainment, **8.2% of Adams County, WI residents possess a Bachelor's Degree** (10.4% below the national average), and **7.9% hold an Associate's Degree** (0.1% below the national average).
- The top three industries in 2018 are Crop Production, Traveler Accommodation, and Local Government, Excluding Education and Hospitals.

	Population (2018)	Labor Force (2018)	Jobs (2018)	Cost of Living	GRP	Imports	Exports
Region	19,860	8,191	5,894	96.8	\$500.63M	\$1.12B	\$918.83M
NCWRPC	438,224	229,828	226,463	99.6	\$22.05B	\$28.00B	\$27.29B
Wisconsin	5,810,713	3,148,851	3,139,957	100.3	\$327.94B	\$290.04B	\$322.18B

## Economy Overview - Cont.

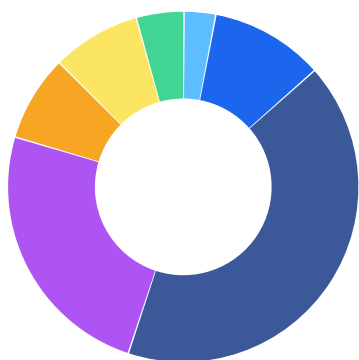
### 2018 Labor Force Breakdown



	Population
Total Working Age Population	17,568
Not in Labor Force (15+)	9,377
Labor Force	8,191
Employed	7,903
Unemployed	288
Under 15	2,292

### Educational Attainment

Concerning educational attainment, **8.2% of Adams County, WI residents possess a Bachelor's Degree** (10.4% below the national average), and **7.9% hold an Associate's Degree** (0.1% below the national average).

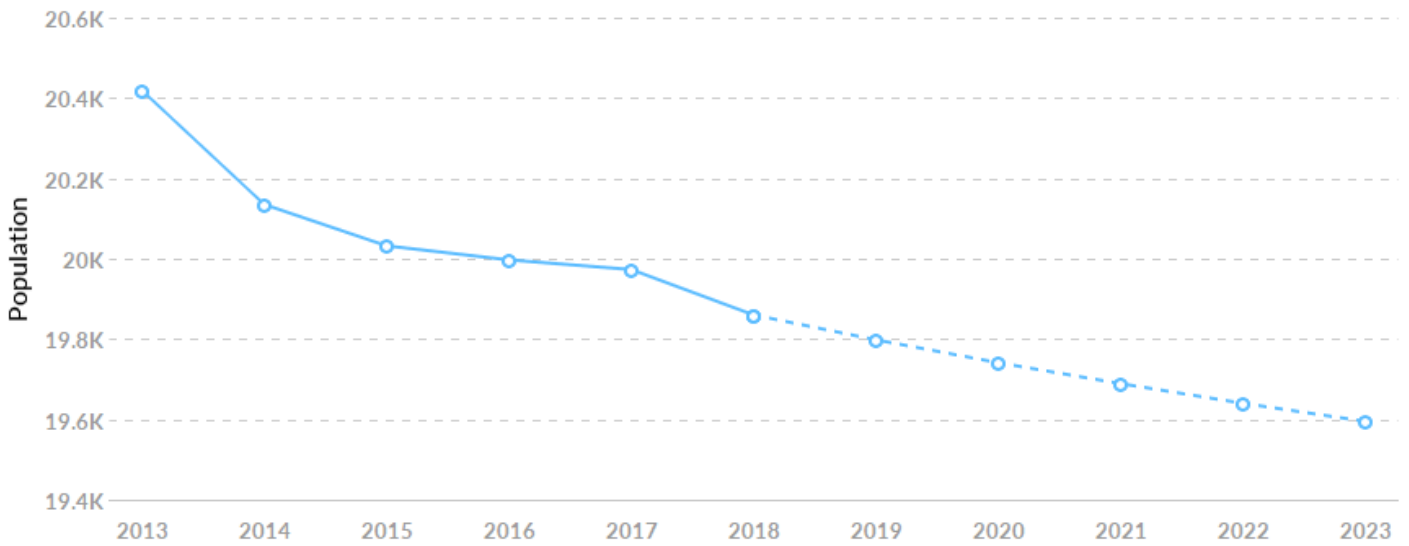


	% of Population	Population
Less Than 9th Grade	2.9%	466
9th Grade to 12th Grade	10.5%	1,673
High School Diploma	41.6%	6,654
Some College	24.5%	3,917
Associate's Degree	7.9%	1,266
Bachelor's Degree	8.2%	1,306
Graduate Degree and Higher	4.4%	702

# Historic & Projected Trends

## Population Trends

As of 2018 the region's population **declined by 2.7%** since 2013, falling by 559. Population is expected to **decrease by 1.3%** between 2018 and 2023, losing 265.

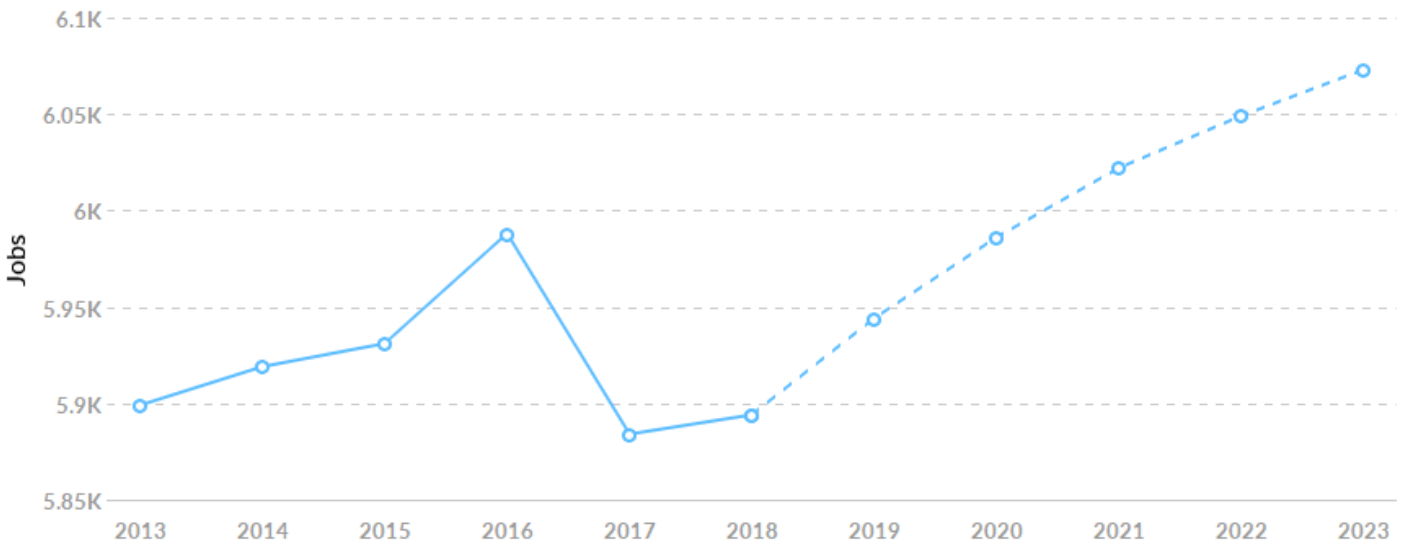


Timeframe	Population
2013	20,419
2014	20,135
2015	20,032
2016	19,997
2017	19,973
2018	19,860
2019	19,798
2020	19,741
2021	19,689
2022	19,640
2023	19,595

# Historic & Projected Trends - Cont.

## Job Trends

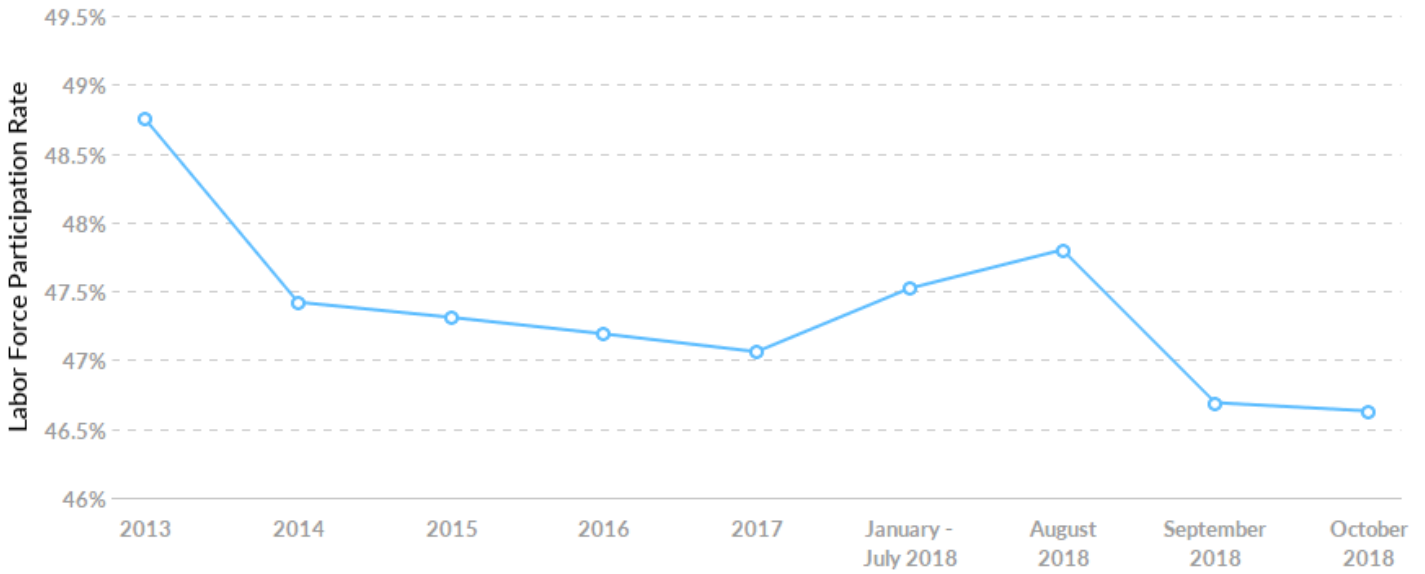
From 2013 to 2018, jobs declined by 0.1% in Adams County, WI from 5,899 to 5,894. This change fell short of the national growth rate of 7.8% by 7.9%.



Timeframe	Jobs
2013	5,899
2014	5,919
2015	5,931
2016	5,988
2017	5,884
2018	5,894
2019	5,944
2020	5,986
2021	6,022
2022	6,049
2023	6,073

## Historic & Projected Trends - Cont.

### Labor Force Participation Rate Trends

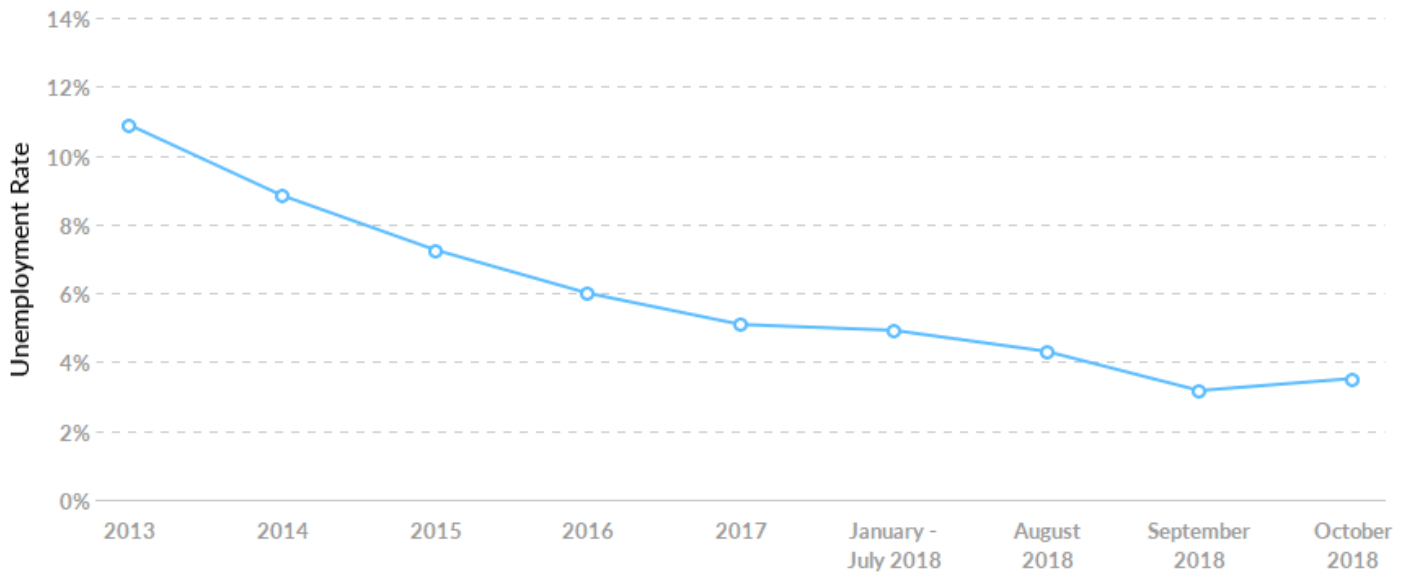


Timeframe	Labor Force Participation Rate
2013	48.75%
2014	47.42%
2015	47.31%
2016	47.19%
2017	47.06%
January - July 2018	47.52%
August 2018	47.80%
September 2018	46.69%
October 2018	46.63%

## Historic & Projected Trends - Cont.

### Unemployment Rate Trends

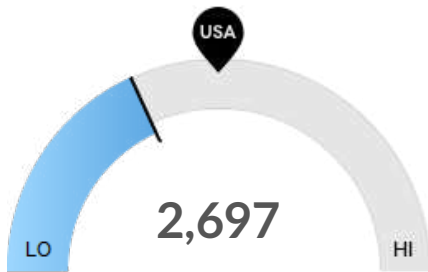
Adams County, WI had an October 2018 unemployment rate of 3.52%, **decreasing from 10.89%** 5 years before.



Timeframe	Unemployment Rate
2013	10.89%
2014	8.84%
2015	7.26%
2016	6.00%
2017	5.09%
January - July 2018	4.92%
August 2018	4.31%
September 2018	3.17%
October 2018	3.52%

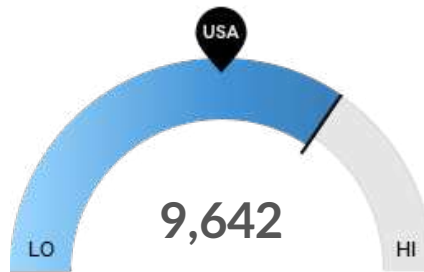


## Population Characteristics



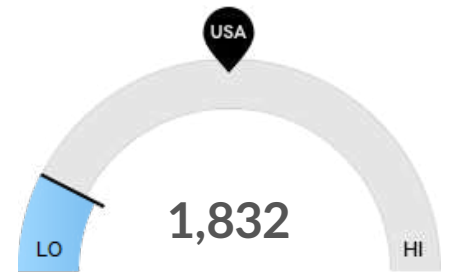
**Millennials**

Adams County, WI has 2,697 millennials (ages 20-34). The national average for an area this size is 4,137.



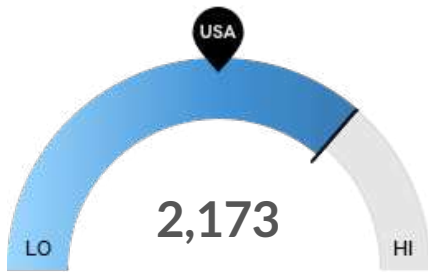
**Retiring Soon**

Retirement risk is high in Adams County, WI. The national average for an area this size is 5,694 people 55 or older, while there are 9,642 here.



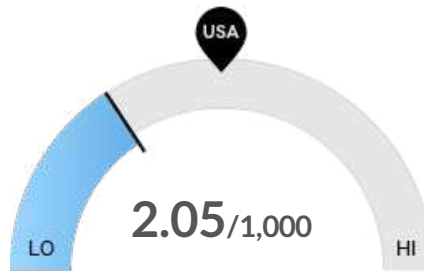
**Racial Diversity**

Racial diversity is low in Adams County, WI. The national average for an area this size is 7,844 racially diverse people, while there are 1,832 here.



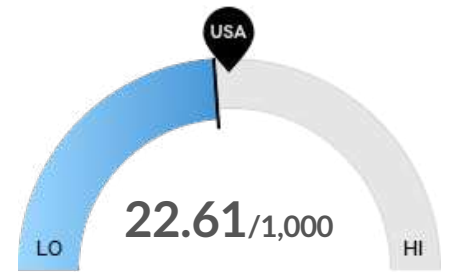
**Veterans**

Adams County, WI has 2,173 veterans. The national average for an area this size is 1,161.



**Violent Crime**

Adams County, WI has 2.05 violent crimes per 1,000 people. The national rate is 3.75 per 1,000 people.



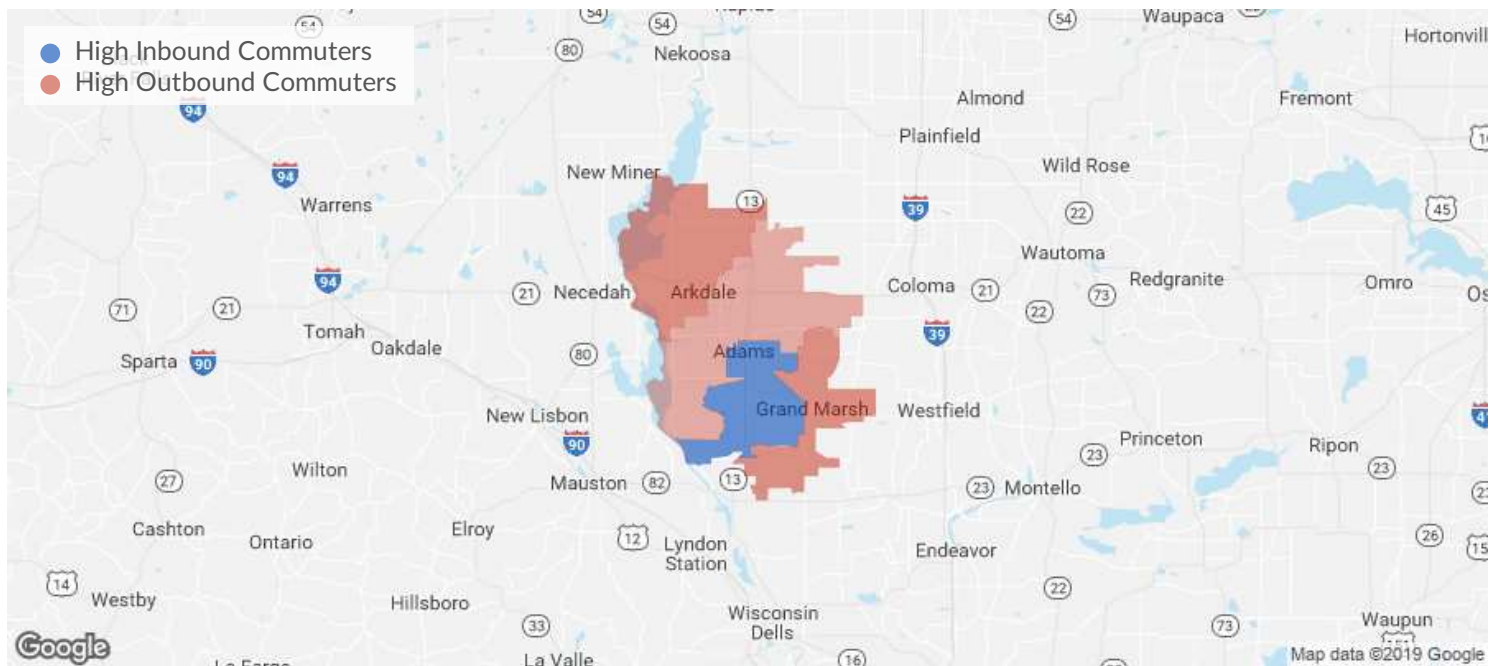
**Property Crime**

Adams County, WI has 22.61 property crimes per 1,000 people. The national rate is 24.21 per 1,000 people.

# Population Characteristics - Cont.

## Place of Work vs Place of Residence

Understanding where talent in Adams County, WI currently works compared to where talent lives can help you optimize site decisions. For example, the #1 ranked ZIP for employment ranks #2 for resident workers. The top ZIP for resident workers is 53934.



### Where Talent Works

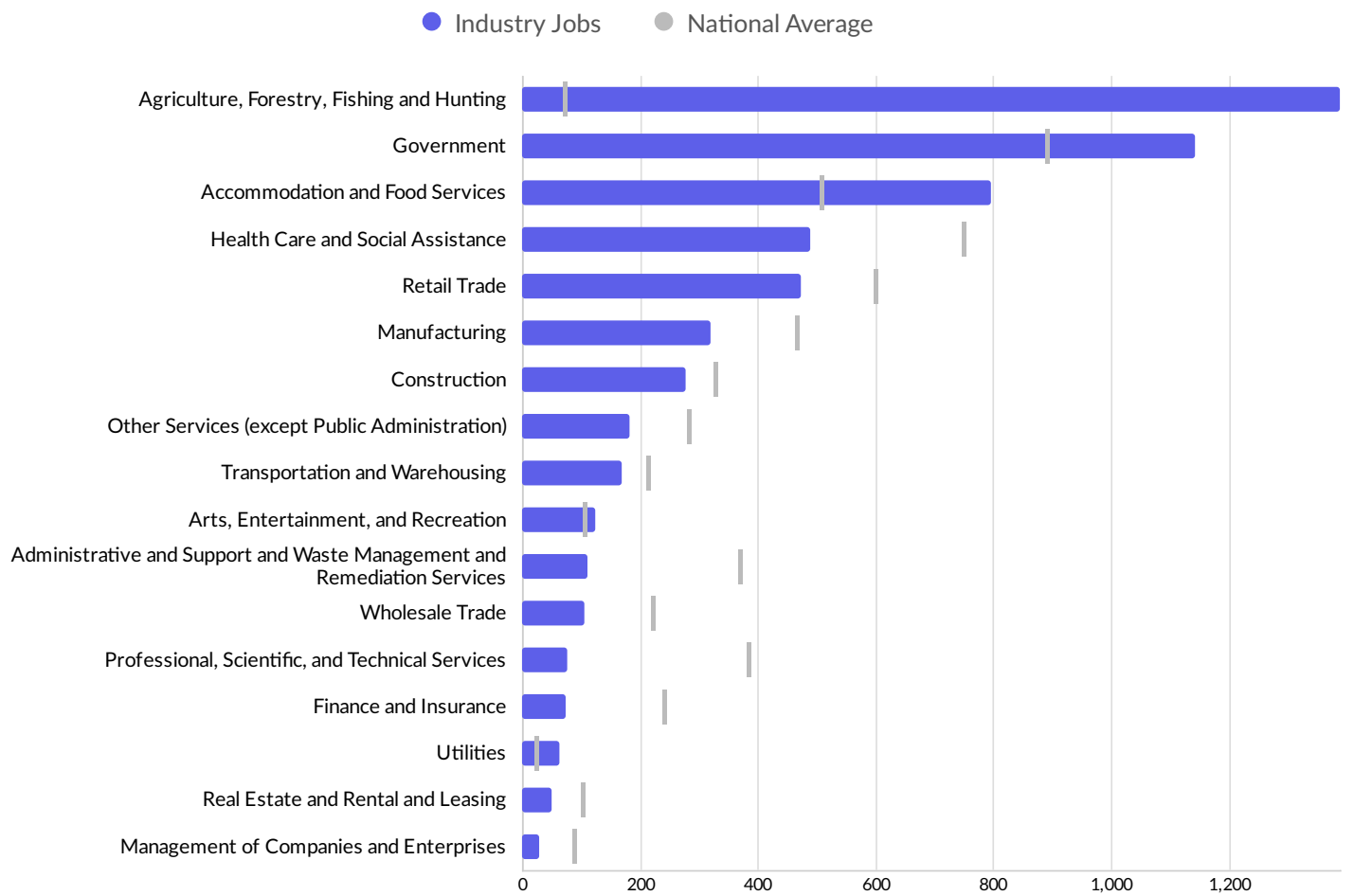
### Where Talent Lives

ZIP	Name	2018 Employment
53910	Adams, WI (in Adams c...	2,650
53934	Friendship, WI (in Ada...	1,888
54613	Arkdale, WI (in Adams ...	1,064
53936	Grand Marsh, WI (in A...	291

ZIP	Name	2018 Workers
53934	Friendship, WI (in Ada...	2,098
53910	Adams, WI (in Adams c...	1,997
54613	Arkdale, WI (in Adams ...	1,450
53936	Grand Marsh, WI (in A...	730

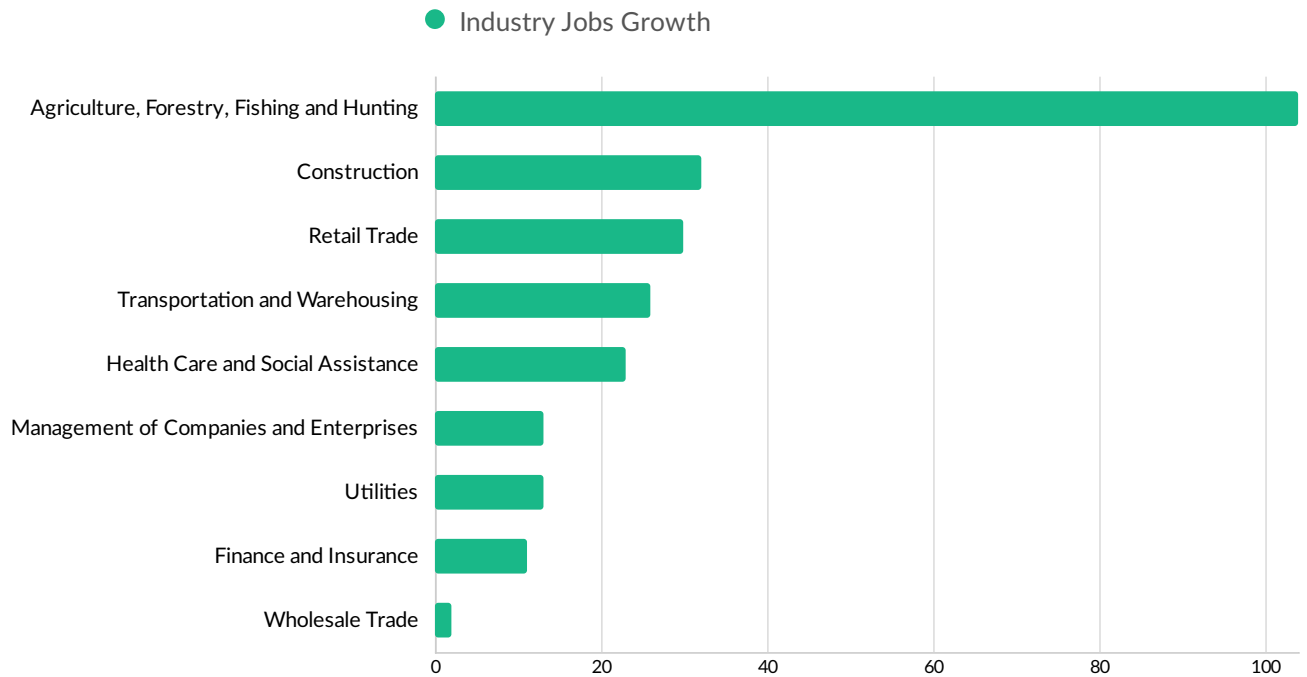
# Industry Characteristics

## Largest Industries



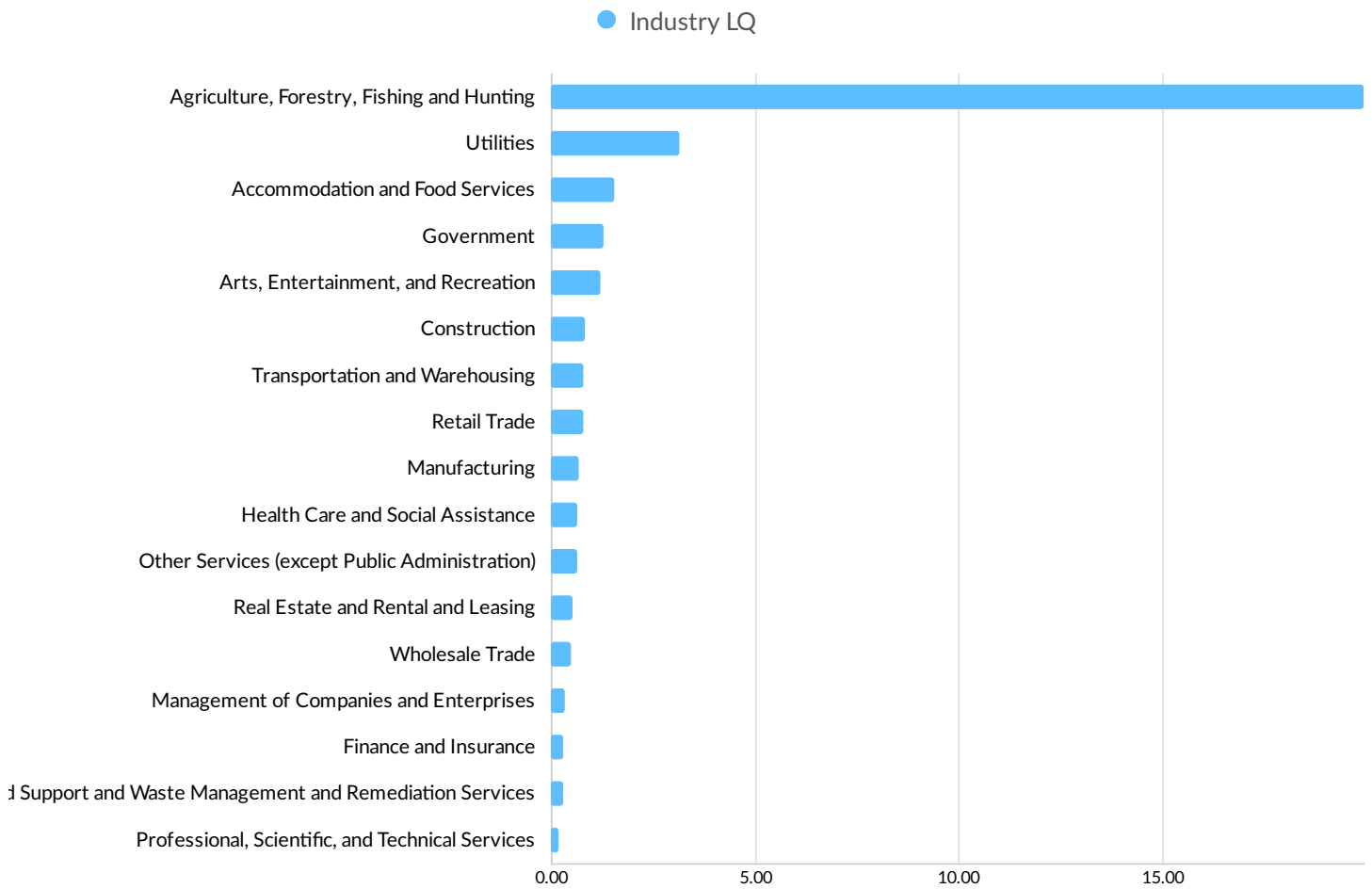
## Industry Characteristics - Cont.

### Top Growing Industries



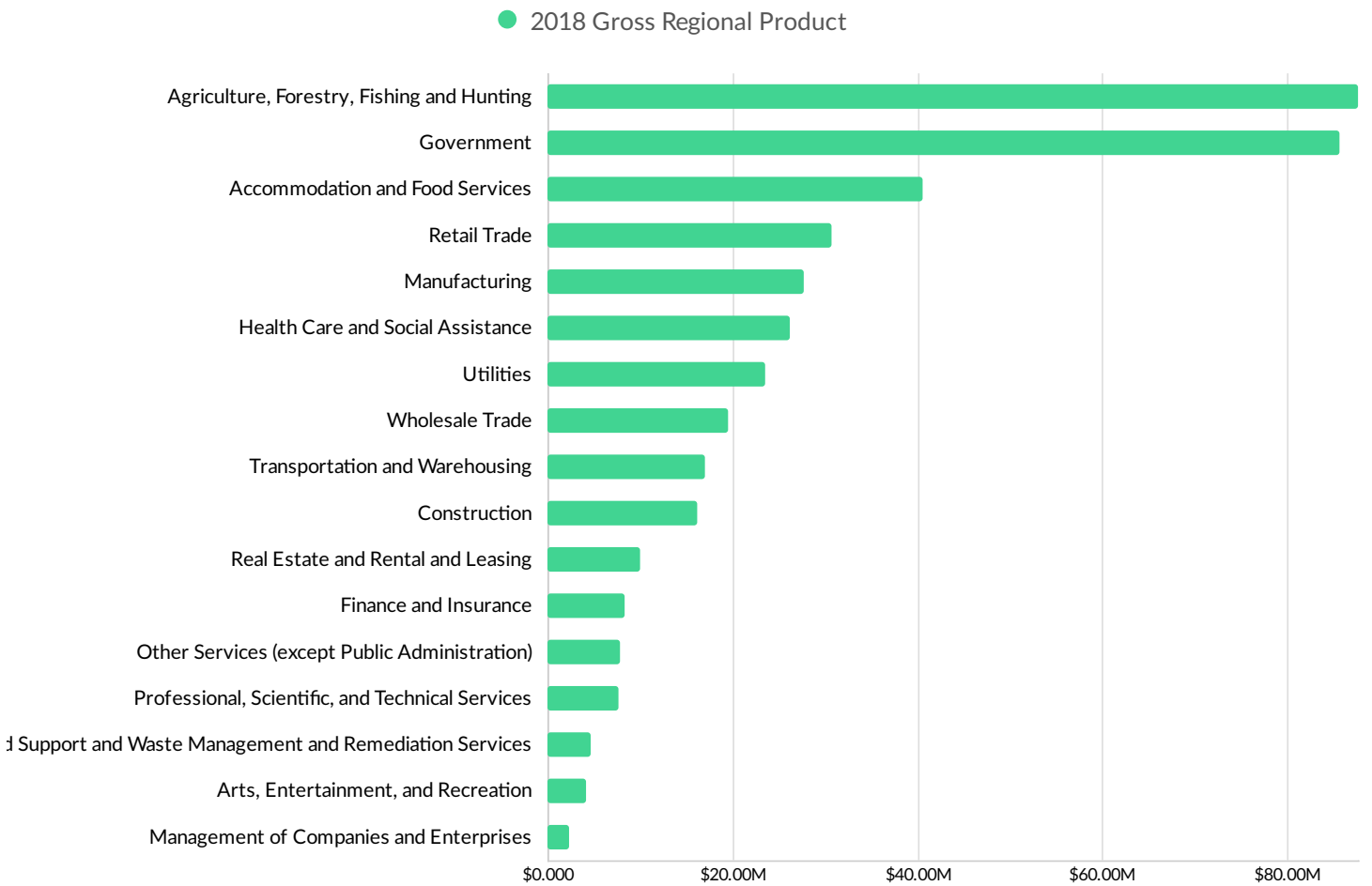
## Industry Characteristics - Cont.

### Top Industry LQ



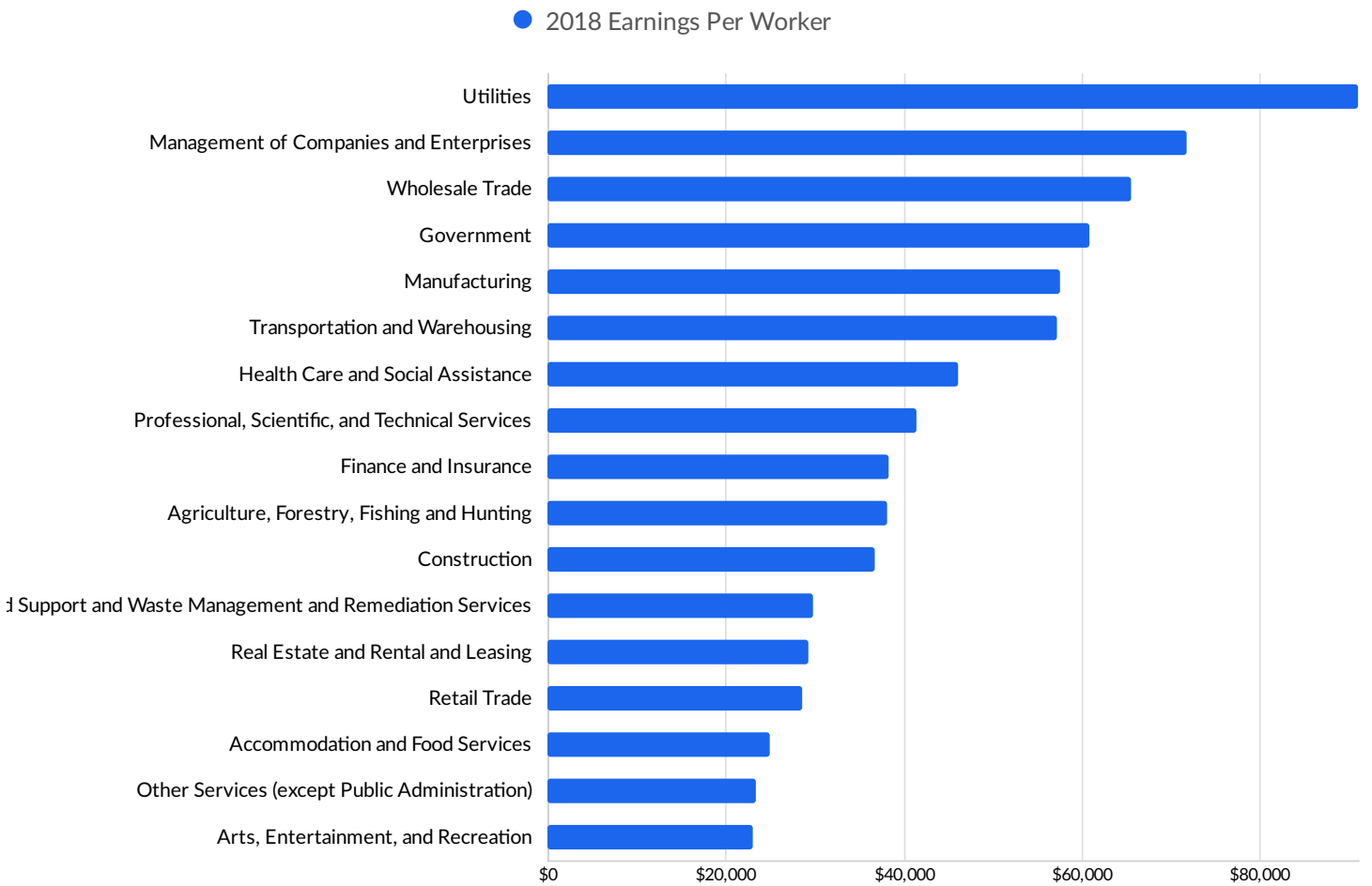
## Industry Characteristics - Cont.

### Top Industry GRP



## Industry Characteristics - Cont.

### Top Industry Earnings



## Industry Characteristics - Cont.



















Industry	2013 Jobs	2018 Jobs	Change in Jobs	% Change in Jobs	2018 LQ	2018 Earnings Per Worker	2018 GRP
Agriculture, Forestry, Fishing and Hunting	1,285	1,389	104	+8%	19.96	\$38,204	\$87.64M
Government	1,208	1,144	-64	-5%	1.29	\$60,832	\$85.64M
Accommodation and Food Services	894	796	-98	-11%	1.57	\$24,878	\$40.62M
Health Care and Social Assistance	466	489	23	+5%	0.66	\$46,159	\$26.16M
Retail Trade	444	474	30	+7%	0.79	\$28,636	\$30.72M
Manufacturing	324	320	-4	-1%	0.69	\$57,639	\$27.72M
Construction	247	279	32	+13%	0.85	\$36,807	\$16.26M
Other Services (except Public Administration)	254	182	-72	-28%	0.65	\$23,334	\$7.89M
Transportation and Warehousing	144	170	26	+18%	0.80	\$57,217	\$17.05M
Arts, Entertainment, and Recreation	133	123	-10	-8%	1.21	\$23,074	\$4.11M
Administrative and Support and Waste Management and Remediation Services	113	110	-3	-3%	0.30	\$29,775	\$4.71M
Wholesale Trade	105	107	2	+2%	0.49	\$65,447	\$19.54M
Professional, Scientific, and Technical Services	82	78	-4	-5%	0.20	\$41,413	\$7.63M
Finance and Insurance	62	73	11	+18%	0.31	\$38,375	\$8.38M
Utilities	51	64	13	+25%	3.16	\$91,010	\$23.61M
Real Estate and Rental and Leasing	55	51	-4	-7%	0.52	\$29,245	\$10.04M
Management of Companies and Enterprises	16	29	13	+81%	0.34	\$71,829	\$2.29M



# Business Characteristics

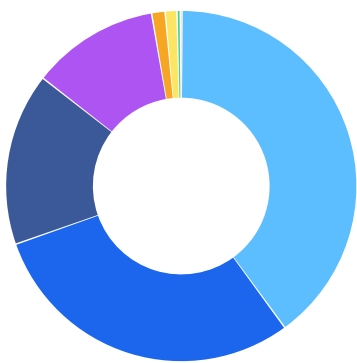
## 430 Companies Employ Your Workers

Online profiles for your workers mention 430 companies as employers, with the top 10 appearing below. In the last 12 months, 250 companies in Adams County, WI posted job postings, with the top 10 appearing below.

Top Companies	Profiles	Top Companies Posting	Unique Postings
Adams-Friendship School Distr...	36 	C.R. England, Inc.	98 
The Adams Company	28 	Platinum Supplemental Insuran...	70 
Moundview Memorial Hospital...	24 	Tutree, Inc.	66 
Allied Cooperative	9 	Shopko Stores Operating Co., L...	59 
Adams County Government	8 	Koch Trucking, Inc.	55 
Adams County Library	8 	The Adams Company	54 
Adams-Columbia Electric Coop...	8 	Uber Technologies, Inc.	53 
Chula Vista R14	8 	Kwik Trip, Inc.	40 
Grand Marsh State Bank	7 	United States Dept of Justice	30 
Rocktenn	7 	Villa Palms Senior Living Center	28 

## Business Characteristics - Cont.

### Business Size

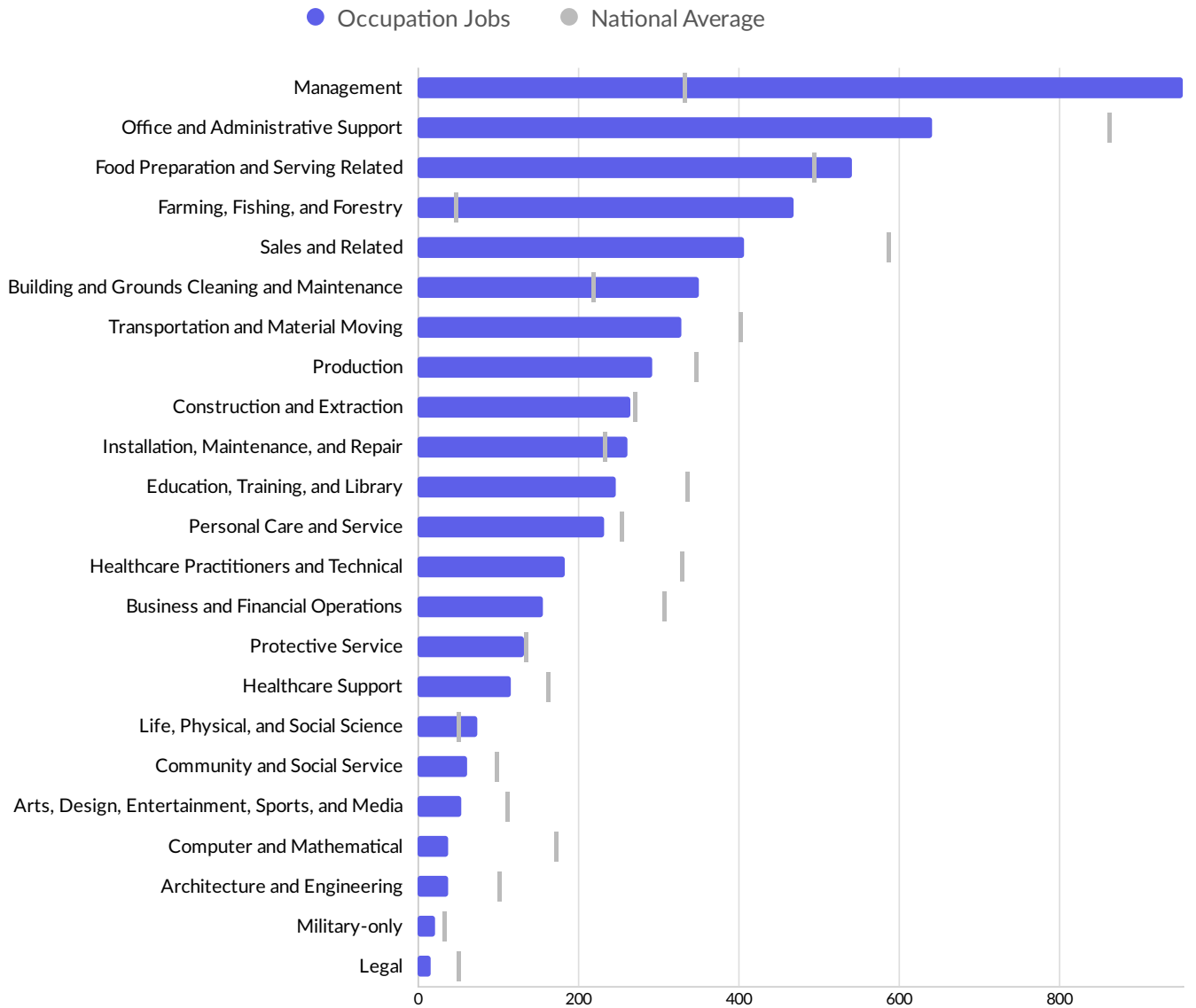


	Percentage	Business Count
● 1 to 4 employees	39.9%	258
● 5 to 9 employees	29.7%	192
● 10 to 19 employees	15.9%	103
● 20 to 49 employees	11.7%	76
● 50 to 99 employees	1.2%	8
● 100 to 249 employees	1.1%	7
● 250 to 499 employees	0.3%	2
● 500+ employees	0.2%	1

*\*Business Data by DatabaseUSA.com is third-party data provided by Emsi to its customers as a convenience, and Emsi does not endorse or warrant its accuracy or consistency with other published Emsi data. In most cases, the Business Count will not match total companies with profiles on the summary tab.*

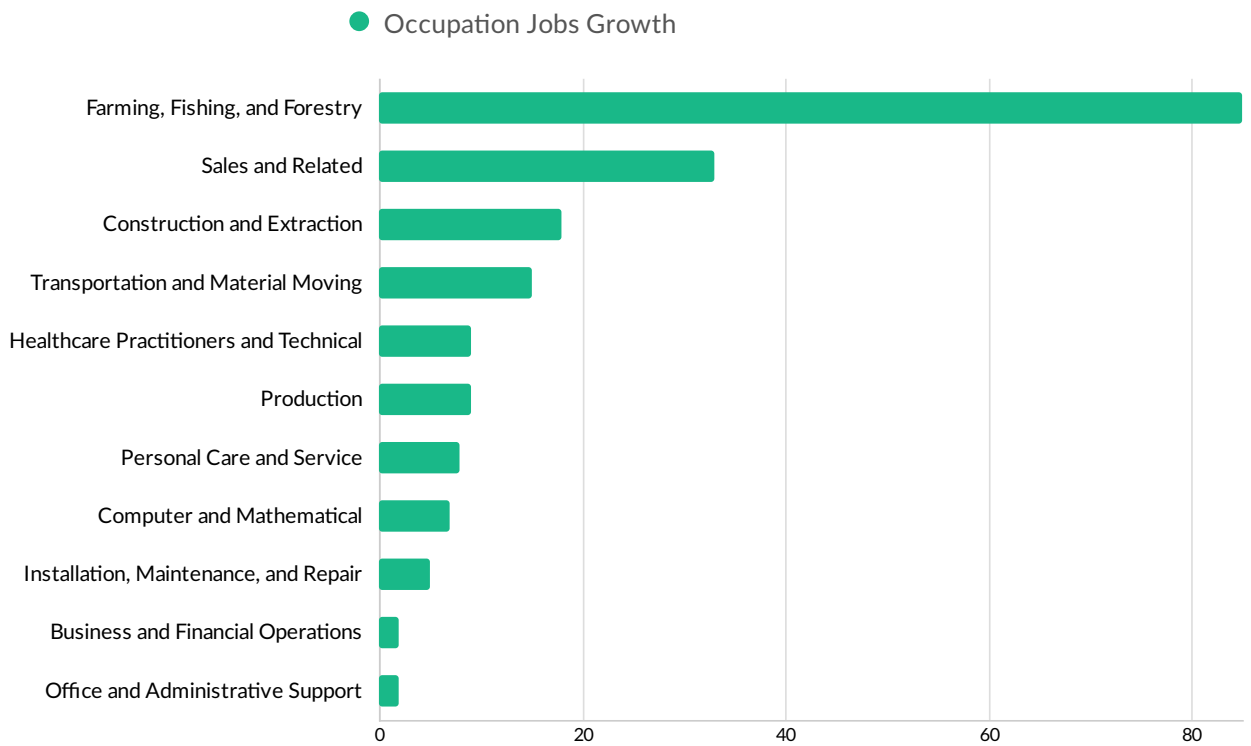
# Workforce Characteristics

## Largest Occupations



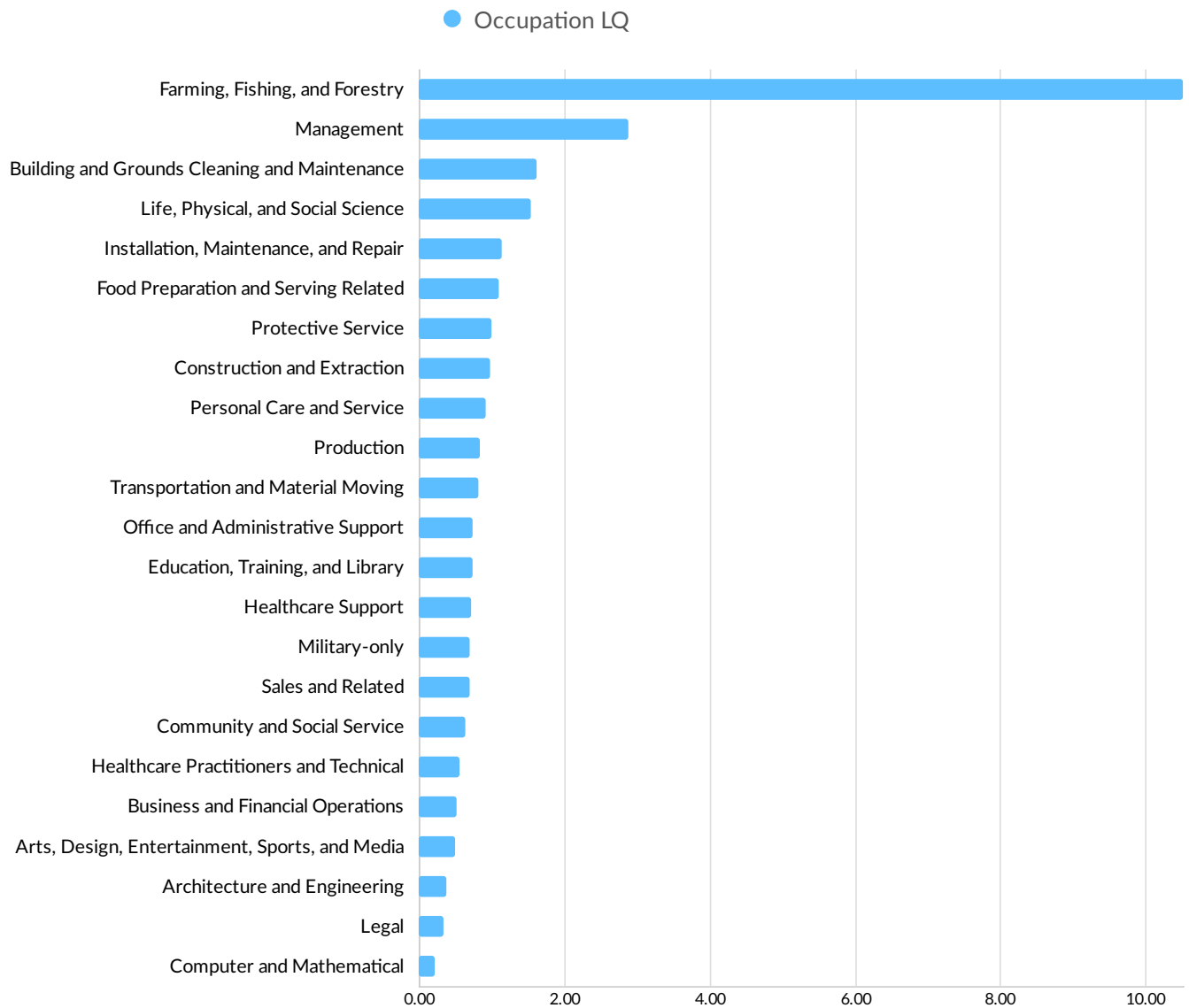
## Workforce Characteristics - Cont.

### Top Growing Occupations



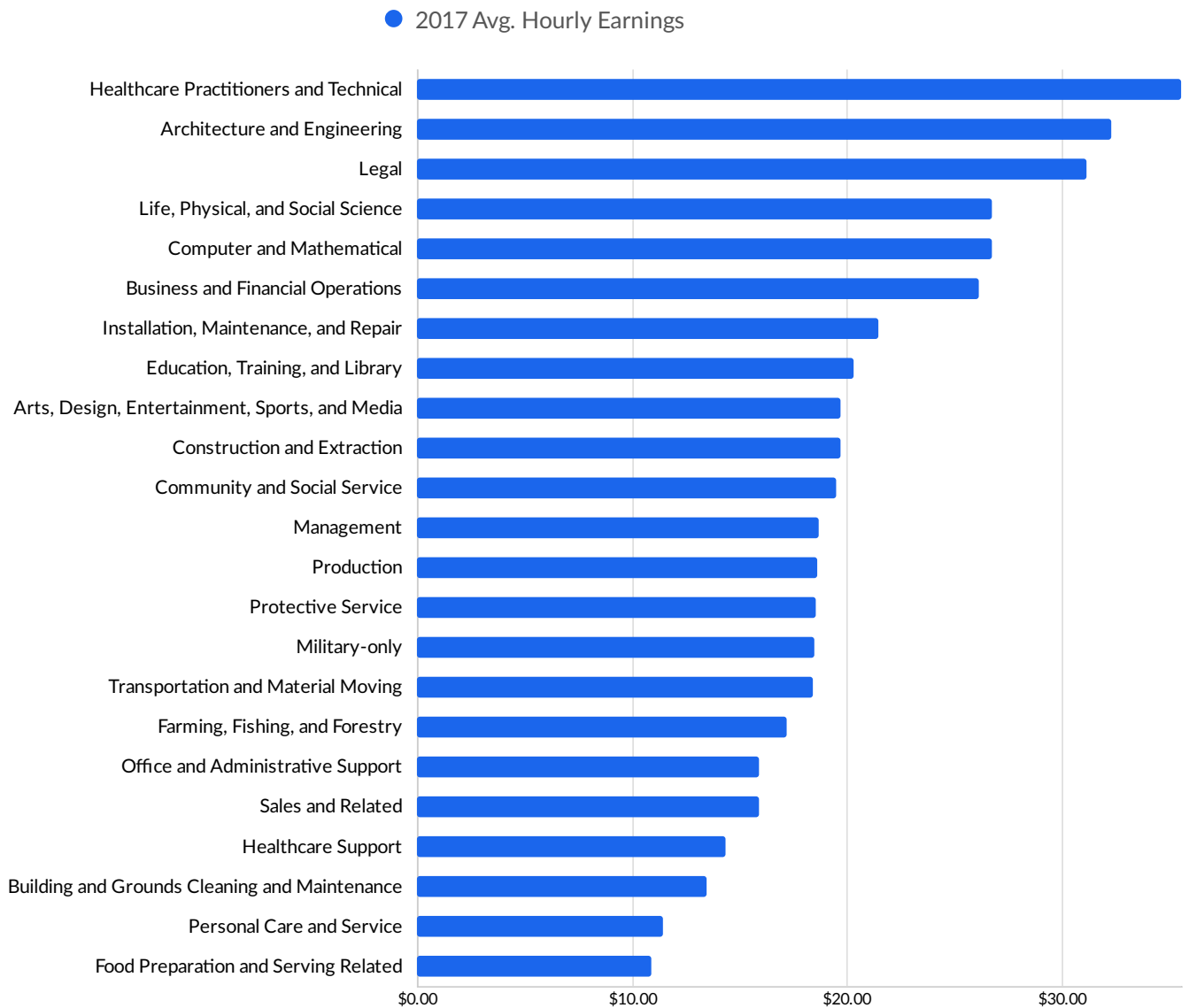
## Workforce Characteristics - Cont.

### Top Occupation LQ



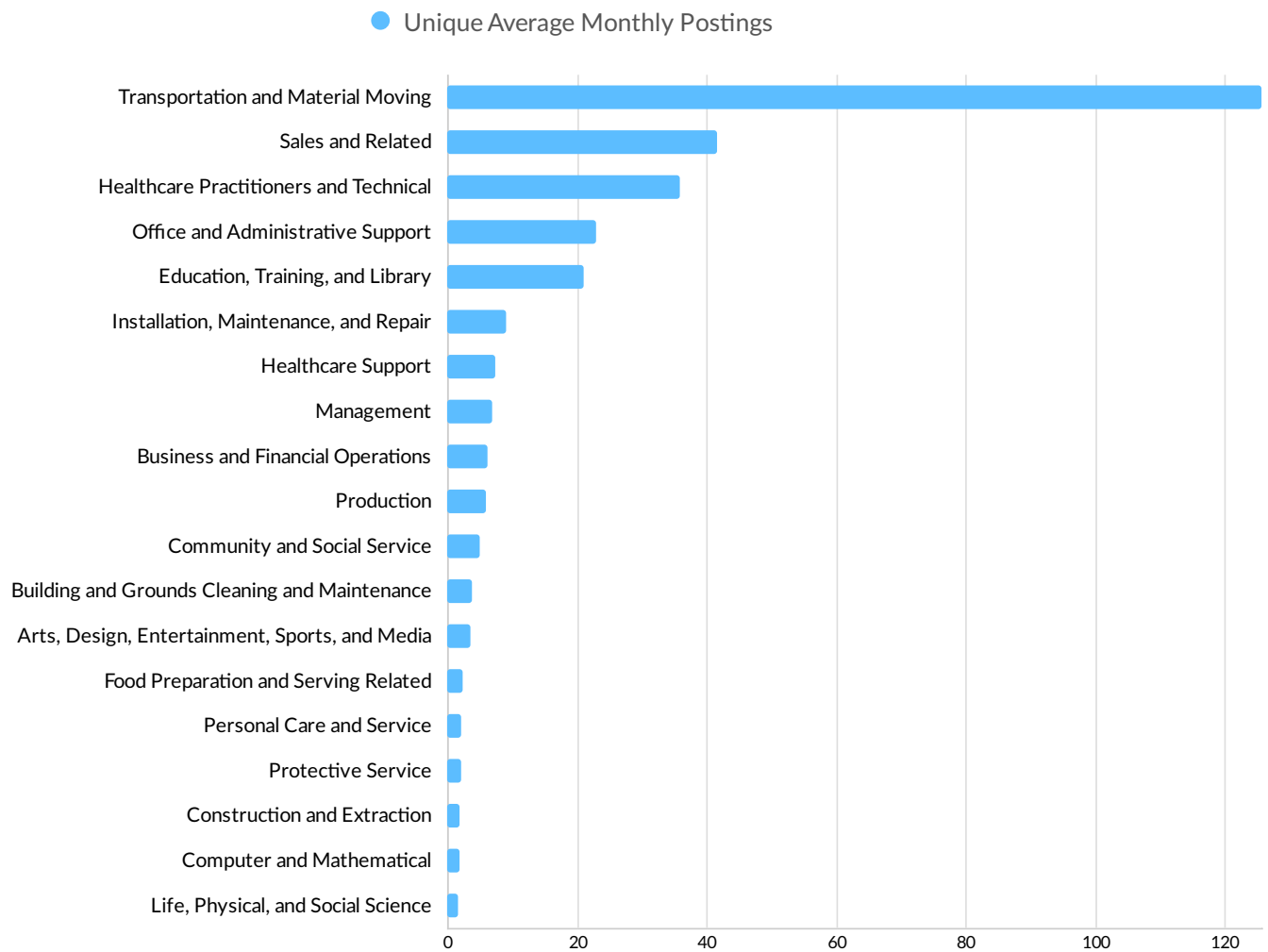
## Workforce Characteristics - Cont.

### Top Occupation Earnings



## Workforce Characteristics - Cont.

### Top Posted Occupations



## Workforce Characteristics - Cont.

Occupation	2013 Jobs	2018 Jobs	Change in Jobs	% Change in Jobs	2018 LQ	2017 Avg. Hourly Earnings	Feb 2018 - Jan 2019 Unique Average Monthly Postings
Management	960	956	-4	0%	2.89	\$18.70	7
Office and Administrative Support	640	642	2	+0%	0.75	\$15.91	23
Food Preparation and Serving Related	558	542	-16	-3%	1.10	\$10.90	3
Farming, Fishing, and Forestry	384	469	85	+22%	10.52	\$17.21	1
Sales and Related	374	407	33	+9%	0.69	\$15.89	42
Building and Grounds Cleaning and Maintenance	411	351	-60	-15%	1.62	\$13.46	4
Transportation and Material Moving	314	329	15	+5%	0.82	\$18.41	126
Production	283	292	9	+3%	0.85	\$18.63	6
Construction and Extraction	247	265	18	+7%	0.99	\$19.66	2
Installation, Maintenance, and Repair	257	262	5	+2%	1.13	\$21.46	9
Education, Training, and Library	330	248	-82	-25%	0.74	\$20.32	21
Personal Care and Service	225	233	8	+4%	0.92	\$11.44	2
Healthcare Practitioners and Technical	174	183	9	+5%	0.56	\$35.54	36
Business and Financial Operations	154	156	2	+1%	0.51	\$26.15	6
Protective Service	144	132	-12	-8%	1.00	\$18.51	2
Healthcare Support	118	117	-1	-1%	0.73	\$14.32	7
Life, Physical, and Social Science	79	75	-4	-5%	1.55	\$26.77	2



## Workforce Characteristics - Cont.

Occupation	2013 Jobs	2018 Jobs	Change in Jobs	% Change in Jobs	2018 LQ	2017 Avg. Hourly Earnings	Feb 2018 - Jan 2019 Unique Average Monthly Postings
Community and Social Service	75	63	-12	-16%	0.64	\$19.48	5
Arts, Design, Entertainment, Sports, and Media	58	55	-3	-5%	0.50	\$19.73	4
Computer and Mathematical	32	39	7	+22%	0.23	\$26.75	2
Architecture and Engineering	40	39	-1	-3%	0.39	\$32.30	0
Military-only	22	21	-1	-5%	0.70	\$18.45	0
Legal	21	17	-4	-19%	0.34	\$31.11	0

## Educational Pipeline

Over the last 5 years, no schools in Adams County, WI produced graduates.