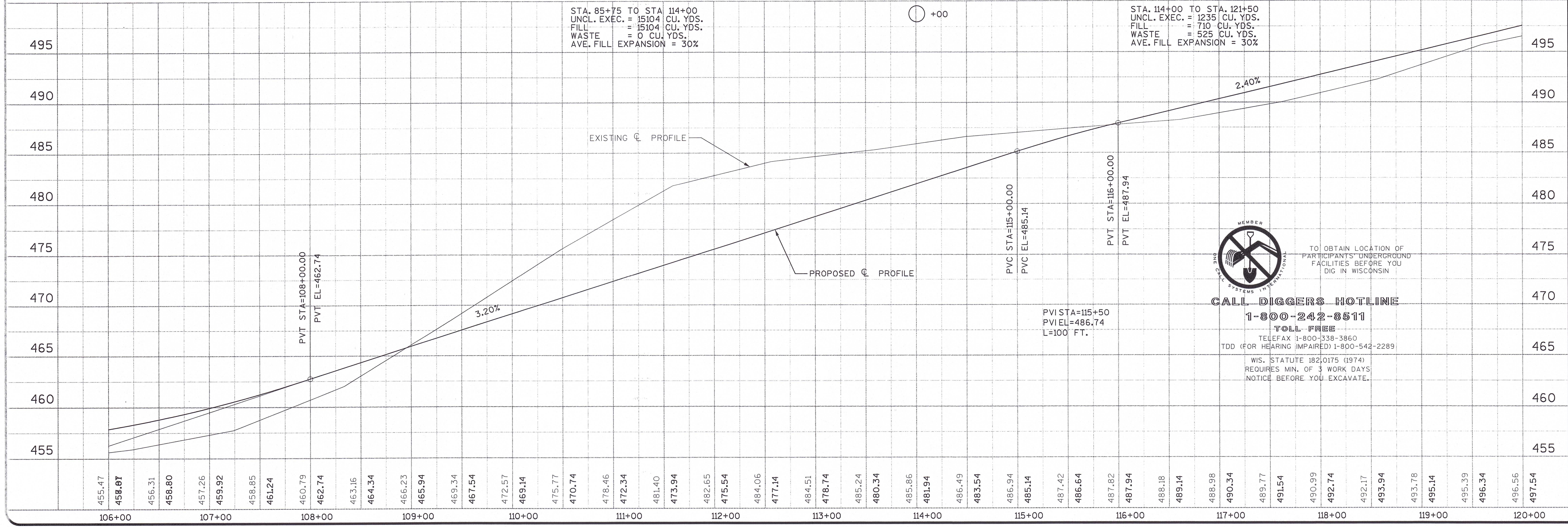
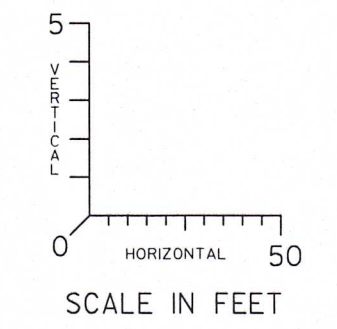
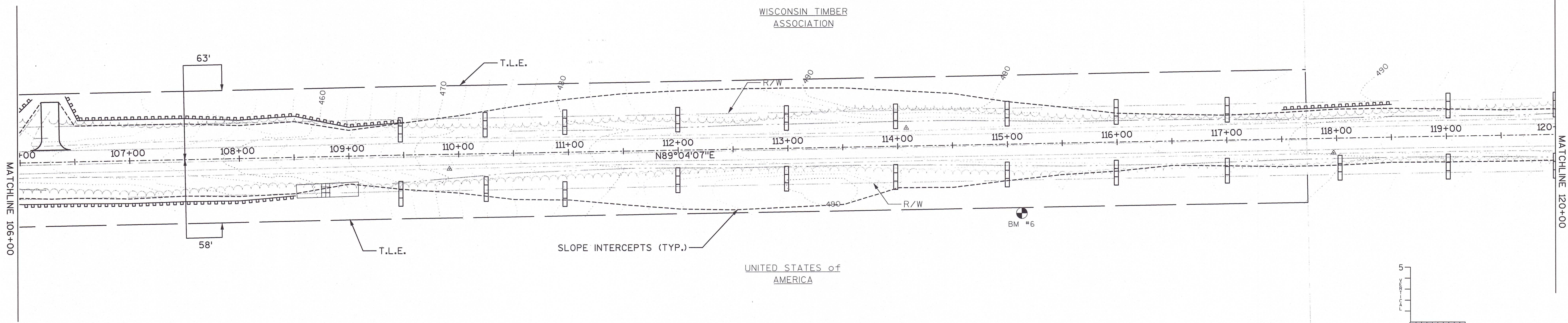


**BENCHMARKS**

BM. NO.	STATION	DESCRIPTION	ELEV.
6	115+12 63' RT.	60d NAIL IN DOUBLE 14" ELM.	488.21



**TRANSPORTATION • MUNICIPAL • REMEDIATION  
DEVELOPMENT • ENVIRONMENTAL**

**MSA**  
PROFESSIONAL SERVICES

P.O. Box 1098 1885 N. Stevens St. Rhineland, WI 54801  
715-882-3844 1-800-844-7884 Fax: 715-882-4116

BY	REVISION	DATE	NO.	PROJECT NO.: 939656	DATE: DEC. 1996	SCALE: AS SHOWN
				CAD FILE NO.: CPO4001DGN	PLOT DATE: 12/11/96	PLOT TIME:
				F.B.:	DRAWN BY: PJK	CHECKED BY: CAD

**PLAN AND PROFILE**  
C.T.H. 777  
STA. 106+00 TO 120+00  
FOREST COUNTY, WISCONSIN

FILE NO.  
SHEET  
6. of 15